

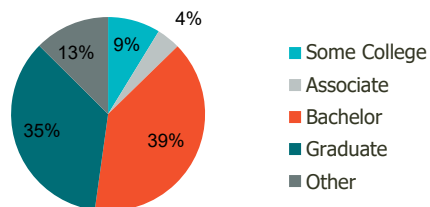
116910-Wilton Campus Wilton, CT	1.00 Mile Radius	3.00 Mile Radius	5.00 Mile Radius	10.00 Mile Radius
------------------------------------	---------------------	---------------------	---------------------	----------------------

Demographics (2022)

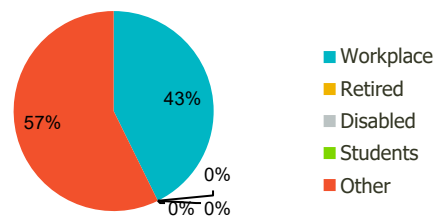
Current Population	2,829	23,390	87,483	327,348
Total Daytime Pop	5,839	31,046	87,099	344,213
Workplace Pop	4,522	13,261	35,555	123,876
Average Household Income	\$233,545	\$273,242	\$238,541	\$225,852
Median Household Income	\$165,580	\$177,284	\$153,807	\$143,104
Total Housing Units	1,144	8,471	32,342	118,836
Median Home Value	\$864,630	\$973,609	\$864,551	\$854,162
Bachelors Degree	39.3%	39.5%	34.5%	33.9%
Graduate Degree	36.4%	35.2%	31.8%	30.3%

Projections (2027)

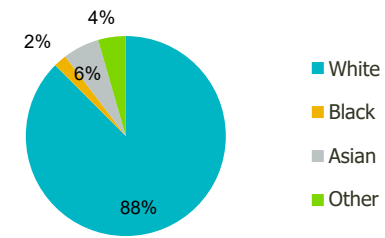
Projected Population	2,812	23,547	87,982	327,677
Projected 5 Year Pop Growth	-0.1%	0.1%	0.1%	0.0%
Projected Households	1,136	8,552	32,561	119,045
Projected 5 Year Household Growth	-0.1%	0.2%	0.1%	0.0%



Education (3-Mile)



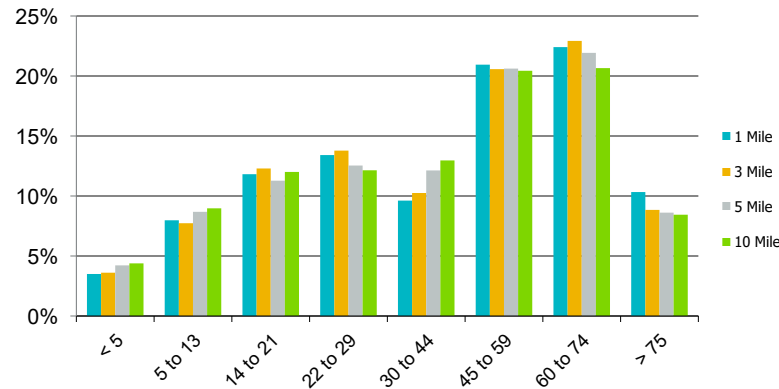
Daytime Population (3-Mile)



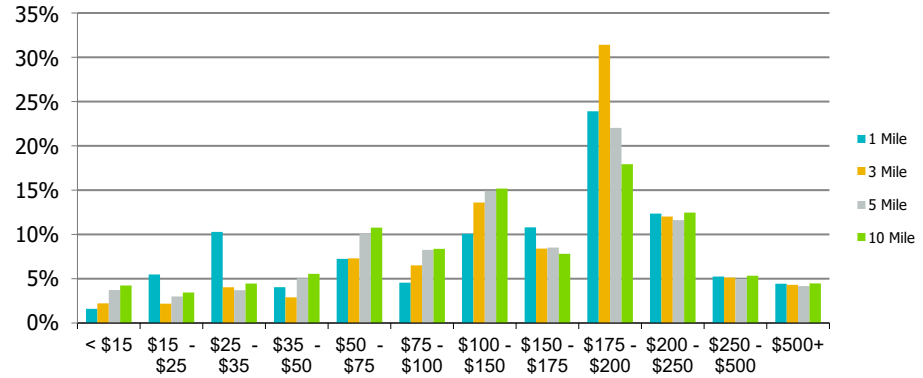
Ethnicity (3-Mile)

This report was produced using data from private and government sources deemed to be reliable and is herein provided without representation or warranty.

Population by Age Range



Household Income by Income Range (\$000)



	1.00 Mile Radius	3.00 Mile Radius	5.00 Mile Radius	10.00 Mile Radius
--	------------------	------------------	------------------	-------------------

116910-Wilton Campus Wilton, CT					
	1.00 Mile Radius	3.00 Mile Radius	5.00 Mile Radius	10.00 Mile Radius	
Population	Current Estimated Population	2,829	23,390	87,483	327,348
	2010 Census Population	2,712	21,917	82,895	313,986
	2000 Census Population	2,676	21,228	80,718	303,184
	Historical Annual Growth 2000 to 2010	0.14%	0.32%	0.27%	0.35%
	Estimated Annual Growth 2010 to 2022	0.33%	0.51%	0.42%	0.33%
	Projected Annual Growth 2022 to 2027	-0.11%	0.13%	0.11%	0.02%
Households	Current Estimated Households	1,144	8,471	32,342	118,836
	2010 Census Households	1,099	7,872	30,516	113,638
	2000 Census Households	1,050	7,415	29,648	111,075
	Historical Annual Growth 2000 to 2010	0.5%	0.6%	0.3%	0.2%
	Estimated Annual Growth 2010 to 2022	0.3%	0.6%	0.5%	0.4%
	Projected Annual Growth 2022 to 2027	-0.1%	0.2%	0.1%	0.0%
	Population per Household	2.4	2.7	2.7	2.7
Ethnicity	White	86.7%	87.5%	83.4%	81.9%
	Black or African American	1.3%	2.1%	4.5%	5.4%
	Asian & Pacific Islander	7.9%	5.9%	5.1%	4.8%
	Other Races	4.2%	4.5%	7.0%	7.9%
	Hispanic or Latino Population	4.4%	4.5%	10.1%	12.4%
	Non Hispanic or Latino Population	95.6%	95.5%	89.9%	87.6%

This report was produced using data from private and government sources deemed to be reliable and is herein provided without representation or warranty.