

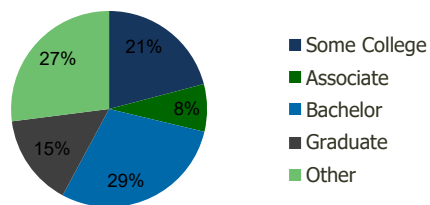
106840-Heritage West S.C. Lakewood, CO	1.00 Mile Radius	3.00 Mile Radius	5.00 Mile Radius	10.00 Mile Radius
-------------------------------------------	---------------------	---------------------	---------------------	----------------------

Demographics (2020)

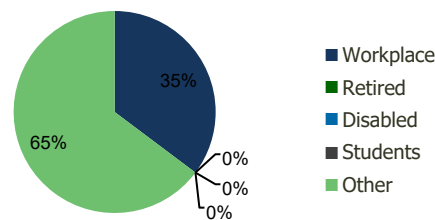
Current Population	11,033	94,512	262,754	964,456
Total Daytime Pop	6,354	87,228	265,203	1,254,918
Workplace Pop	1,589	30,739	108,523	604,734
Average Household Income	\$95,112	\$94,092	\$91,124	\$104,915
Median Household Income	\$77,559	\$75,673	\$71,618	\$76,098
Total Housing Units	4,693	40,486	106,242	423,653
Median Home Value	\$517,730	\$492,576	\$473,798	\$534,653
Bachelors Degree	29.5%	29.1%	25.7%	29.8%
Graduate Degree	15.2%	15.1%	13.4%	17.5%

Projections (2025)

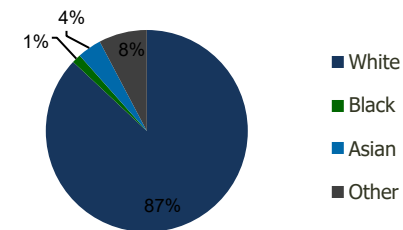
Projected Population	11,175	97,246	266,152	994,769
Projected 5 Year Pop Growth	0.3%	0.6%	0.3%	0.6%
Projected Households	4,756	41,661	107,846	439,167
Projected 5 Year Household Growth	0.3%	0.6%	0.3%	0.7%



Education (3-Mile)



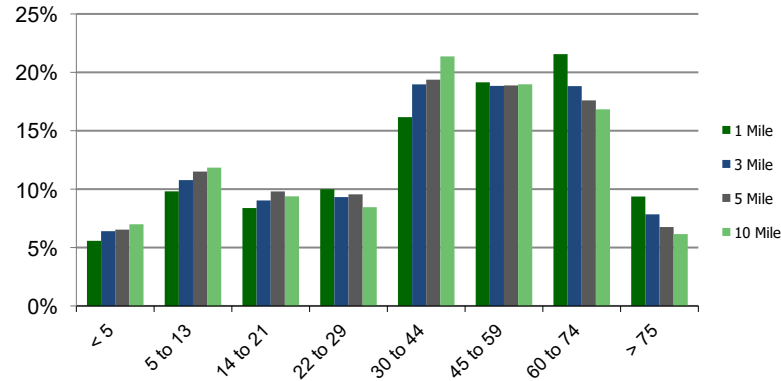
Daytime Population (3-Mile)



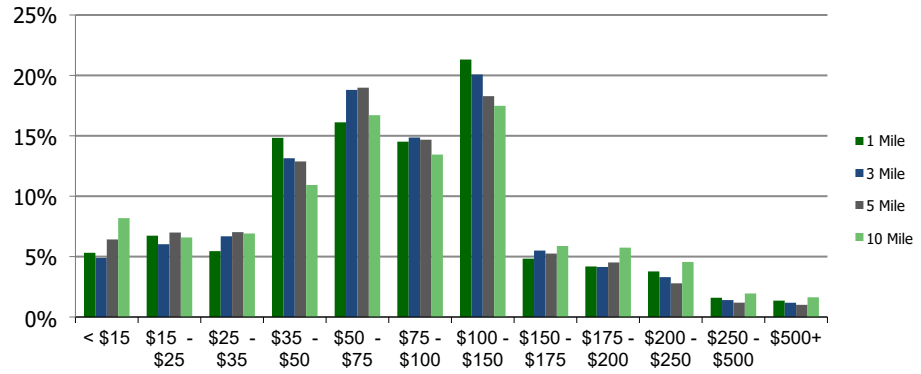
Ethnicity (3-Mile)

This report was produced using data from private and government sources deemed to be reliable and is herein provided without representation or warranty.

Population by Age Range



Household Income by Income Range (\$000)



106840-Heritage West S.C.
Lakewood, CO

1.00 Mile
Radius

3.00 Mile
Radius

5.00 Mile
Radius

10.00 Mile
Radius

	1.00 Mile Radius	3.00 Mile Radius	5.00 Mile Radius	10.00 Mile Radius
Population	Current Estimated Population	11,033	94,512	262,754
	2010 Census Population	10,860	87,853	245,053
	2000 Census Population	11,133	88,190	240,690
	Historical Annual Growth 2000 to 2010	-0.25%	-0.04%	0.18%
	Estimated Annual Growth 2010 to 2020	0.15%	0.68%	0.65%
	Projected Annual Growth 2020 to 2025	0.26%	0.57%	0.26%
Households	Current Estimated Households	4,693	40,486	106,242
	2010 Census Households	4,595	37,812	99,083
	2000 Census Households	4,549	36,804	96,025
	Historical Annual Growth 2000 to 2010	0.1%	0.3%	0.3%
	Estimated Annual Growth 2010 to 2020	0.2%	0.6%	0.7%
	Projected Annual Growth 2020 to 2025	0.3%	0.6%	0.3%
	Population per Household	2.4	2.3	2.4
Ethnicity	White	88.8%	87.0%	84.0%
	Black or African American	0.8%	1.4%	1.7%
	Asian & Pacific Islander	5.0%	3.9%	3.6%
	Other Races	5.4%	7.7%	10.7%
	Hispanic or Latino Population	12.5%	16.7%	28.0%
	Non Hispanic or Latino Population	87.5%	83.3%	72.0%

This report was produced using data from private and government sources deemed to be reliable and is herein provided without representation or warranty.