

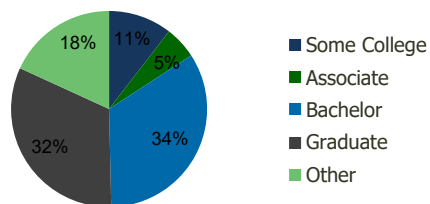
101090-Syosset S.C. Syosset, NY	1.00 Mile Radius	3.00 Mile Radius	5.00 Mile Radius	10.00 Mile Radius
------------------------------------	---------------------	---------------------	---------------------	----------------------

## Demographics (2020)

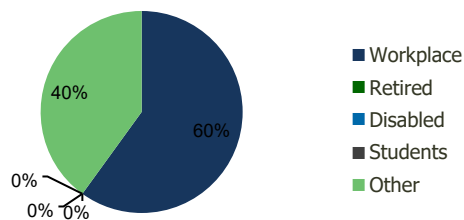
Current Population	10,115	57,979	167,106	842,797
Total Daytime Pop	20,781	91,716	271,540	1,119,549
Workplace Pop	11,724	55,012	161,038	554,624
Average Household Income	\$225,311	\$222,607	\$187,667	\$159,486
Median Household Income	\$166,153	\$162,866	\$136,030	\$119,924
Total Housing Units	3,329	19,499	55,709	279,528
Median Home Value	\$826,884	\$812,304	\$703,781	\$632,222
Bachelors Degree	35.9%	33.8%	30.6%	25.6%
Graduate Degree	30.9%	32.2%	26.5%	21.6%

## Projections (2025)

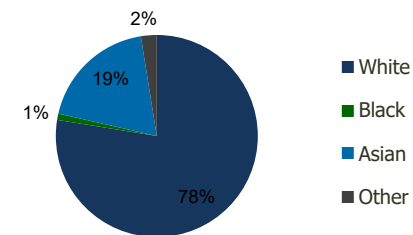
Projected Population	10,001	57,672	166,752	842,379
Projected 5 Year Pop Growth	-0.2%	-0.1%	0.0%	0.0%
Projected Households	3,289	19,397	55,585	279,485
Projected 5 Year Household Growth	-0.2%	-0.1%	0.0%	0.0%



Education (3-Mile)



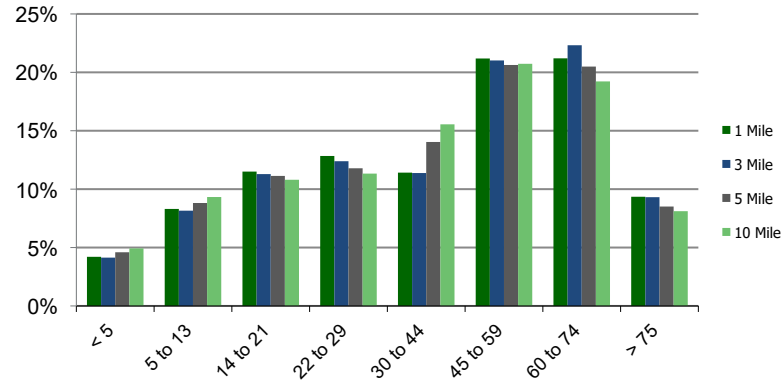
Daytime Population (3-Mile)



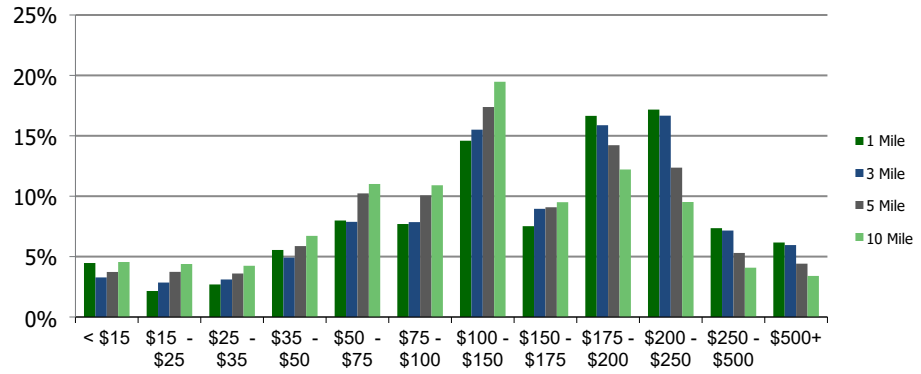
Ethnicity (3-Mile)

This report was produced using data from private and government sources deemed to be reliable and is herein provided without representation or warranty.

### Population by Age Range



### Household Income by Income Range (\$000)



101090-Syosset S.C. Syosset, NY	1.00 Mile Radius	3.00 Mile Radius	5.00 Mile Radius	10.00 Mile Radius
------------------------------------	------------------	------------------	------------------	-------------------

<b>Population</b>	Current Estimated Population	10,115	57,979	167,106	842,797
	2010 Census Population	10,415	57,362	166,966	837,102
	2000 Census Population	10,166	56,667	161,676	824,387
	Historical Annual Growth 2000 to 2010	0.24%	0.12%	0.32%	0.15%
	Estimated Annual Growth 2010 to 2020	-0.27%	0.10%	0.01%	0.06%
	Projected Annual Growth 2020 to 2025	-0.23%	-0.11%	-0.04%	-0.01%
<b>Households</b>	Current Estimated Households	3,329	19,499	55,709	279,528
	2010 Census Households	3,445	19,297	55,587	276,930
	2000 Census Households	3,409	18,981	54,913	271,533
	Historical Annual Growth 2000 to 2010	0.1%	0.2%	0.1%	0.2%
	Estimated Annual Growth 2010 to 2020	-0.3%	0.1%	0.0%	0.1%
	Projected Annual Growth 2020 to 2025	-0.2%	-0.1%	0.0%	0.0%
	Population per Household	2.9	2.9	2.9	3.0
<b>Ethnicity</b>	White	70.8%	77.6%	75.6%	74.4%
	Black or African American	1.3%	1.0%	3.3%	8.2%
	Asian & Pacific Islander	24.5%	18.9%	15.0%	9.0%
	Other Races	3.4%	2.5%	6.1%	8.4%
	Hispanic or Latino Population	4.2%	4.0%	9.9%	14.3%
	Non Hispanic or Latino Population	95.8%	96.0%	90.1%	85.7%

This report was produced using data from private and government sources deemed to be reliable and is herein provided without representation or warranty.