

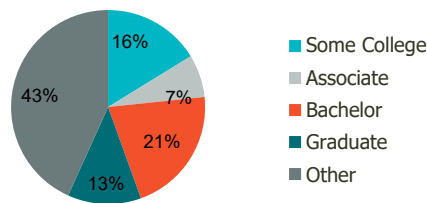
100310-Forest Avenue S.C. Staten Island, NY	1.00 Mile Radius	3.00 Mile Radius	5.00 Mile Radius	10.00 Mile Radius
--	---------------------	---------------------	---------------------	----------------------

Demographics (2022)

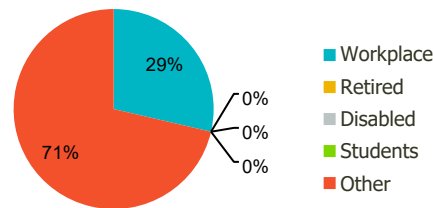
Current Population	47,260	235,667	512,473	3,079,607
Total Daytime Pop	40,011	209,404	476,027	3,410,965
Workplace Pop	13,797	59,976	162,557	1,434,107
Average Household Income	\$107,478	\$109,071	\$102,028	\$117,363
Median Household Income	\$90,166	\$83,982	\$77,842	\$78,952
Total Housing Units	15,791	82,301	181,238	1,140,795
Median Home Value	\$679,667	\$709,498	\$680,885	\$656,783
Bachelors Degree	19.5%	21.2%	19.5%	23.0%
Graduate Degree	10.3%	12.2%	11.4%	15.6%

Projections (2027)

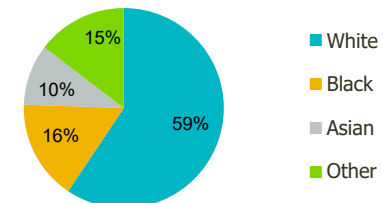
Projected Population	47,793	238,502	518,505	3,108,921
Projected 5 Year Pop Growth	0.2%	0.2%	0.2%	0.2%
Projected Households	15,954	83,281	183,379	1,155,609
Projected 5 Year Household Growth	0.2%	0.2%	0.2%	0.3%



Education (3-Mile)



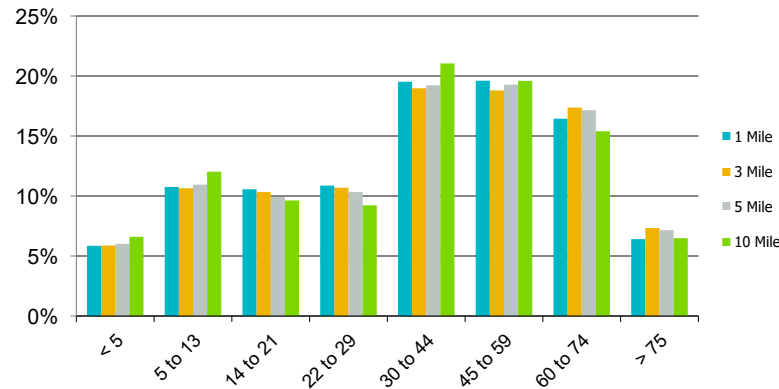
Daytime Population (3-Mile)



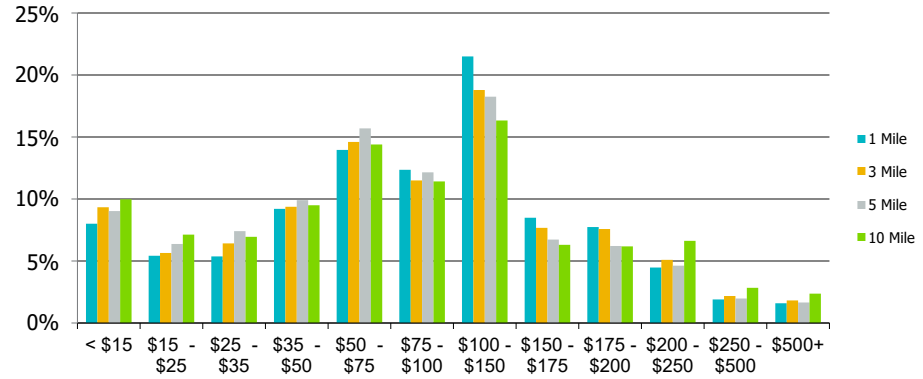
Ethnicity (3-Mile)

This report was produced using data from private and government sources deemed to be reliable and is herein provided without representation or warranty.

Population by Age Range



Household Income by Income Range (\$000)



	100310-Forest Avenue S.C. Staten Island, NY	1.00 Mile Radius	3.00 Mile Radius	5.00 Mile Radius	10.00 Mile Radius
--	--	---------------------	---------------------	---------------------	----------------------

Population	Current Estimated Population	47,260	235,667	512,473	3,079,607
	2010 Census Population	45,701	226,403	491,519	2,959,471
	2000 Census Population	42,146	215,884	466,596	2,875,967
	Historical Annual Growth 2000 to 2010	0.81%	0.48%	0.52%	0.29%
	Estimated Annual Growth 2010 to 2022	0.26%	0.32%	0.33%	0.31%
	Projected Annual Growth 2022 to 2027	0.22%	0.24%	0.23%	0.19%
Households	Current Estimated Households	15,791	82,301	181,238	1,140,795
	2010 Census Households	15,302	78,935	173,477	1,090,218
	2000 Census Households	14,800	76,674	167,040	1,051,743
	Historical Annual Growth 2000 to 2010	0.3%	0.3%	0.4%	0.4%
	Estimated Annual Growth 2010 to 2022	0.2%	0.3%	0.3%	0.4%
	Projected Annual Growth 2022 to 2027	0.2%	0.2%	0.2%	0.3%
	Population per Household	3.0	2.8	2.8	2.6
Ethnicity	White	58.2%	59.4%	60.3%	50.9%
	Black or African American	16.1%	16.1%	14.5%	20.1%
	Asian & Pacific Islander	7.8%	9.8%	8.9%	14.3%
	Other Races	17.9%	14.6%	16.2%	14.7%
	Hispanic or Latino Population	31.9%	25.2%	28.9%	22.2%
	Non Hispanic or Latino Population	68.1%	74.8%	71.1%	77.8%

This report was produced using data from private and government sources deemed to be reliable and is herein provided without representation or warranty.