

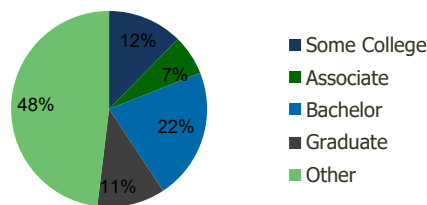
111290-Grand Plaza Maspeth, NY	1.00 Mile Radius	3.00 Mile Radius	5.00 Mile Radius	10.00 Mile Radius
-----------------------------------	---------------------	---------------------	---------------------	----------------------

Demographics (2020)

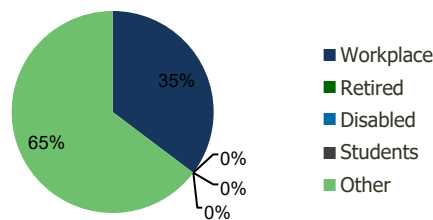
Current Population	59,716	1,035,367	2,933,102	7,846,768
Total Daytime Pop	60,542	887,983	3,583,009	9,618,252
Workplace Pop	23,458	313,193	1,822,498	4,554,428
Average Household Income	\$100,621	\$89,951	\$112,440	\$112,508
Median Household Income	\$78,429	\$68,394	\$73,388	\$70,996
Total Housing Units	21,874	369,803	1,146,086	3,016,213
Median Home Value	\$718,104	\$603,940	\$625,281	\$617,279
Bachelors Degree	18.8%	21.7%	23.8%	22.6%
Graduate Degree	9.6%	11.2%	15.5%	15.9%

Projections (2025)

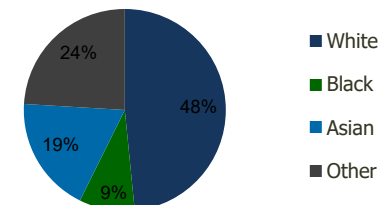
Projected Population	59,908	1,061,848	3,006,665	7,964,493
Projected 5 Year Pop Growth	0.1%	0.5%	0.5%	0.3%
Projected Households	21,934	380,101	1,175,219	3,067,391
Projected 5 Year Household Growth	0.1%	0.6%	0.5%	0.3%



Education (3-Mile)



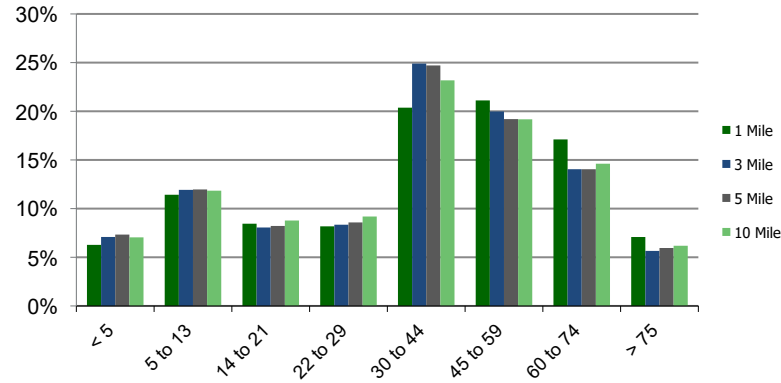
Daytime Population (3-Mile)



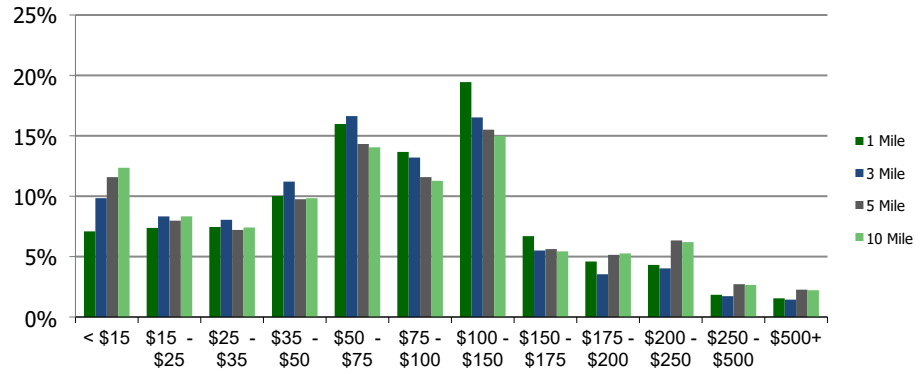
Ethnicity (3-Mile)

This report was produced using data from private and government sources deemed to be reliable and is herein provided without representation or warranty.

Population by Age Range



Household Income by Income Range (\$000)



111290-Grand Plaza Maspeth, NY	1.00 Mile Radius	3.00 Mile Radius	5.00 Mile Radius	10.00 Mile Radius
-----------------------------------	---------------------	---------------------	---------------------	----------------------

Population	Current Estimated Population	59,716	1,035,367	2,933,102	7,846,768
	2010 Census Population	60,338	1,003,989	2,813,784	7,622,301
	2000 Census Population	57,029	991,073	2,748,819	7,447,926
	Historical Annual Growth 2000 to 2010	0.57%	0.13%	0.23%	0.23%
	Estimated Annual Growth 2010 to 2020	-0.10%	0.29%	0.39%	0.27%
	Projected Annual Growth 2020 to 2025	0.06%	0.51%	0.50%	0.30%
Households	Current Estimated Households	21,874	369,803	1,146,086	3,016,213
	2010 Census Households	22,083	357,556	1,097,108	2,916,246
	2000 Census Households	22,285	349,289	1,064,873	2,827,941
	Historical Annual Growth 2000 to 2010	-0.1%	0.2%	0.3%	0.3%
	Estimated Annual Growth 2010 to 2020	-0.1%	0.3%	0.4%	0.3%
	Projected Annual Growth 2020 to 2025	0.1%	0.6%	0.5%	0.3%
	Population per Household	2.7	2.8	2.5	2.5
Ethnicity	White	68.3%	48.4%	45.3%	42.9%
	Black or African American	1.3%	8.9%	20.4%	23.6%
	Asian & Pacific Islander	17.5%	18.6%	16.8%	14.7%
	Other Races	12.9%	24.1%	17.4%	18.8%
	Hispanic or Latino Population	25.6%	43.4%	29.0%	30.4%
	Non Hispanic or Latino Population	74.4%	56.6%	71.0%	69.6%

This report was produced using data from private and government sources deemed to be reliable and is herein provided without representation or warranty.