

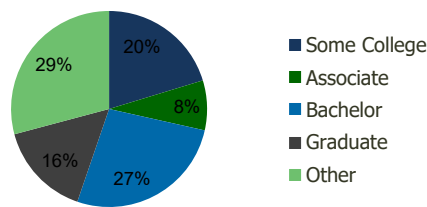
106820-Village on the Park Aurora, CO	1.00 Mile Radius	3.00 Mile Radius	5.00 Mile Radius	10.00 Mile Radius
--	---------------------	---------------------	---------------------	----------------------

## Demographics (2020)

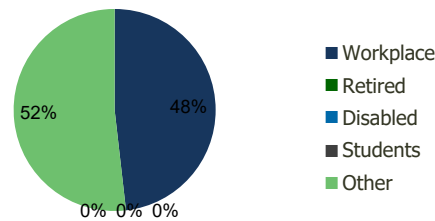
Current Population	18,573	166,523	446,285	1,367,364
Total Daytime Pop	24,104	174,224	489,142	1,743,442
Workplace Pop	16,216	83,974	218,579	878,025
Average Household Income	\$77,789	\$77,357	\$94,223	\$104,239
Median Household Income	\$59,651	\$60,217	\$66,023	\$75,421
Total Housing Units	9,041	78,422	194,664	569,244
Median Home Value	\$387,325	\$369,669	\$417,633	\$480,049
Bachelors Degree	29.9%	26.7%	26.4%	28.3%
Graduate Degree	15.3%	15.6%	16.4%	17.4%

## Projections (2025)

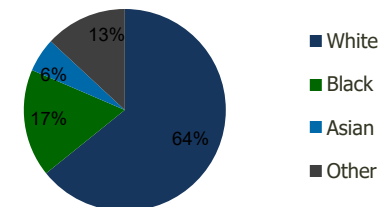
Projected Population	19,080	170,911	460,731	1,450,402
Projected 5 Year Pop Growth	0.5%	0.5%	0.6%	1.2%
Projected Households	9,271	80,338	201,097	604,702
Projected 5 Year Household Growth	0.5%	0.5%	0.7%	1.2%



Education (3-Mile)



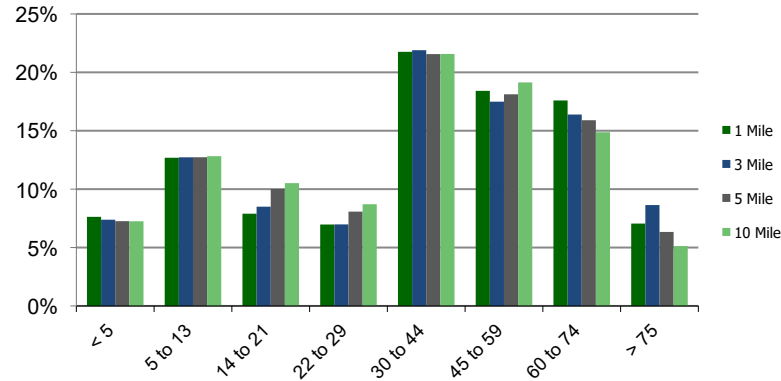
Daytime Population (3-Mile)



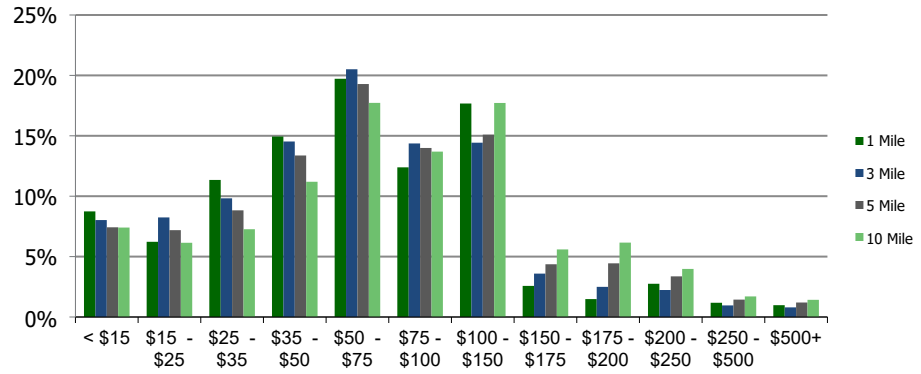
Ethnicity (3-Mile)

This report was produced using data from private and government sources deemed to be reliable and is herein provided without representation or warranty.

**Population by Age Range**



**Household Income by Income Range (\$000)**



**106820-Village on the Park**  
Aurora, CO

1.00 Mile  
Radius

3.00 Mile  
Radius

5.00 Mile  
Radius

10.00 Mile  
Radius

	1.00 Mile Radius	3.00 Mile Radius	5.00 Mile Radius	10.00 Mile Radius
<b>Population</b>	Current Estimated Population	18,573	166,523	446,285
	2010 Census Population	16,643	150,194	399,842
	2000 Census Population	15,260	140,381	375,772
	Historical Annual Growth 2000 to 2010	0.87%	0.68%	0.62%
	Estimated Annual Growth 2010 to 2020	1.03%	0.96%	1.03%
	Projected Annual Growth 2020 to 2025	0.54%	0.52%	0.64%
<b>Households</b>	Current Estimated Households	9,041	78,422	194,664
	2010 Census Households	8,087	70,703	172,766
	2000 Census Households	7,546	68,465	164,523
	Historical Annual Growth 2000 to 2010	0.7%	0.3%	0.5%
	Estimated Annual Growth 2010 to 2020	1.0%	1.0%	1.1%
	Projected Annual Growth 2020 to 2025	0.5%	0.5%	0.7%
	Population per Household	2.1	2.1	2.3
<b>Ethnicity</b>	White	65.4%	64.2%	66.7%
	Black or African American	19.3%	17.2%	14.0%
	Asian & Pacific Islander	5.6%	5.4%	5.4%
	Other Races	9.7%	13.1%	13.9%
	Hispanic or Latino Population	15.8%	20.0%	22.1%
	Non Hispanic or Latino Population	84.2%	80.0%	77.9%

This report was produced using data from private and government sources deemed to be reliable and is herein provided without representation or warranty.