

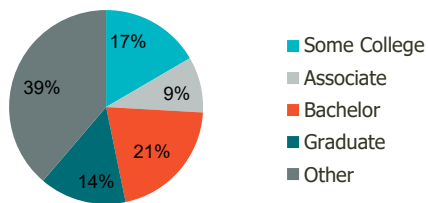
111140-Festival at Hyannis S.C. Hyannis, MA	1.00 Mile Radius	3.00 Mile Radius	5.00 Mile Radius	10.00 Mile Radius
--	------------------	------------------	------------------	-------------------

### Demographics (2022)

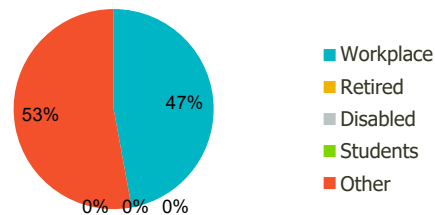
Current Population	2,896	27,436	48,463	111,447
Total Daytime Pop	6,831	41,835	56,578	103,364
Workplace Pop	5,546	19,707	22,917	36,127
Average Household Income	\$99,839	\$99,944	\$105,207	\$110,085
Median Household Income	\$61,413	\$70,553	\$76,454	\$82,439
Total Housing Units	1,216	12,003	21,199	48,563
Median Home Value	\$601,628	\$632,209	\$653,290	\$675,623
Bachelors Degree	24.1%	20.9%	22.3%	23.6%
Graduate Degree	8.9%	14.5%	15.9%	17.5%

### Projections (2027)

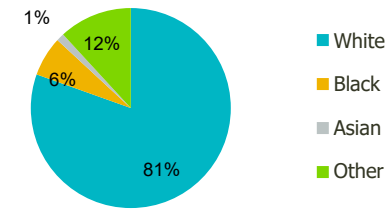
Projected Population	2,914	26,993	47,476	110,374
Projected 5 Year Pop Growth	0.1%	-0.3%	-0.4%	-0.2%
Projected Households	1,223	11,803	20,760	48,084
Projected 5 Year Household Growth	0.1%	-0.3%	-0.4%	-0.2%



Education (3-Mile)



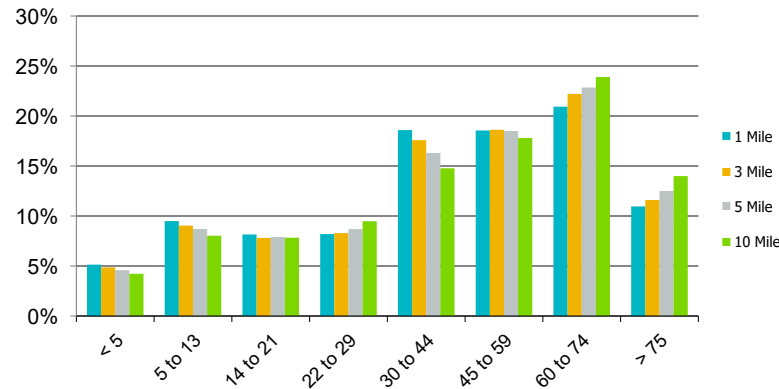
Daytime Population (3-Mile)



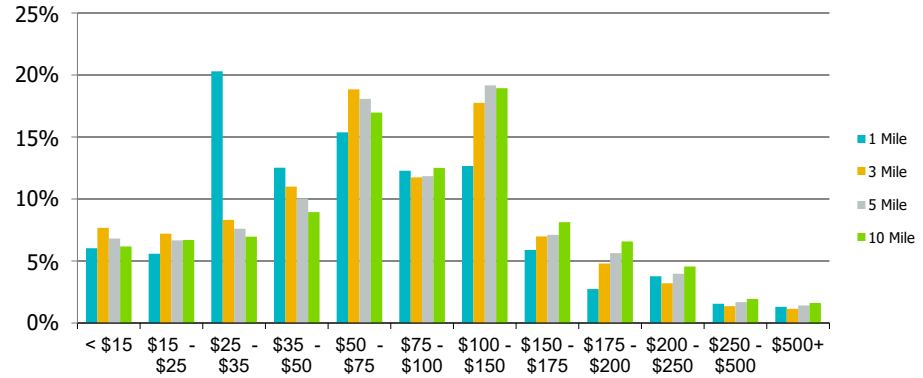
Ethnicity (3-Mile)

This report was produced using data from private and government sources deemed to be reliable and is herein provided without representation or warranty.

### Population by Age Range



### Household Income by Income Range (\$000)



	1.00 Mile Radius	3.00 Mile Radius	5.00 Mile Radius	10.00 Mile Radius
--	------------------	------------------	------------------	-------------------

111140-Festival at Hyannis S.C. Hyannis, MA					
	1.00 Mile Radius	3.00 Mile Radius	5.00 Mile Radius	10.00 Mile Radius	
<b>Population</b>	Current Estimated Population	2,896	27,436	48,463	111,447
	2010 Census Population	2,585	26,488	46,894	105,178
	2000 Census Population	2,609	28,304	49,720	109,554
	Historical Annual Growth 2000 to 2010	-0.09%	-0.66%	-0.58%	-0.41%
	Estimated Annual Growth 2010 to 2022	0.89%	0.28%	0.26%	0.46%
	Projected Annual Growth 2022 to 2027	0.12%	-0.33%	-0.41%	-0.19%
<b>Households</b>	Current Estimated Households	1,216	12,003	21,199	48,563
	2010 Census Households	1,081	11,583	20,508	45,784
	2000 Census Households	1,125	11,900	21,150	46,407
	Historical Annual Growth 2000 to 2010	-0.4%	-0.3%	-0.3%	-0.1%
	Estimated Annual Growth 2010 to 2022	0.9%	0.3%	0.3%	0.5%
	Projected Annual Growth 2022 to 2027	0.1%	-0.3%	-0.4%	-0.2%
	Population per Household	2.3	2.3	2.3	2.3
<b>Ethnicity</b>	White	74.9%	80.5%	84.4%	89.0%
	Black or African American	8.2%	6.4%	5.2%	3.4%
	Asian & Pacific Islander	2.2%	1.3%	1.3%	1.4%
	Other Races	14.7%	11.8%	9.0%	6.3%
	Hispanic or Latino Population	11.7%	7.1%	4.9%	3.4%
	Non Hispanic or Latino Population	88.3%	92.9%	95.1%	96.6%

This report was produced using data from private and government sources deemed to be reliable and is herein provided without representation or warranty.