

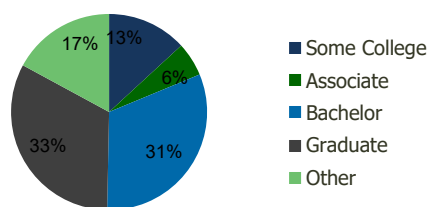
115600-Main Street Marketplace Fairfax, VA	1.00 Mile Radius	3.00 Mile Radius	5.00 Mile Radius	10.00 Mile Radius
---	---------------------	---------------------	---------------------	----------------------

Demographics (2019)

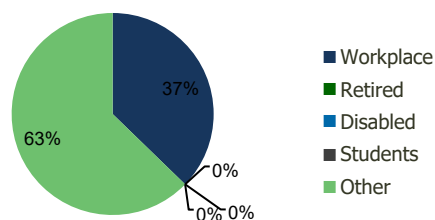
Current Population	17,264	117,073	282,814	1,069,158
Total Daytime Pop	74,804	168,666	403,325	1,351,475
Workplace Pop	24,678	62,838	153,689	705,633
Average Household Income	\$142,116	\$148,885	\$152,719	\$151,103
Median Household Income	\$122,316	\$125,609	\$125,623	\$119,907
Total Housing Units	5,013	41,284	102,894	392,998
Median Home Value	\$734,404	\$746,095	\$746,804	\$722,477
Bachelors Degree	25.8%	31.6%	32.7%	31.1%
Graduate Degree	29.4%	32.6%	32.3%	30.2%

Projections (2024)

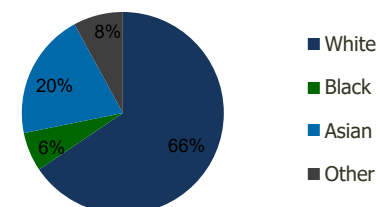
Projected Population	17,518	121,870	293,915	1,105,711
Projected 5 Year Pop Growth	0.3%	0.8%	0.8%	0.7%
Projected Households	5,113	43,121	107,229	406,963
Projected 5 Year Household Growth	0.4%	0.9%	0.8%	0.7%



Education (3-Mile)



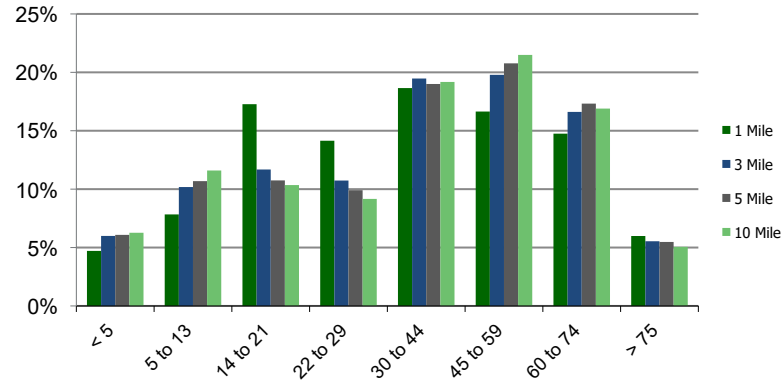
Daytime Population (3-Mile)



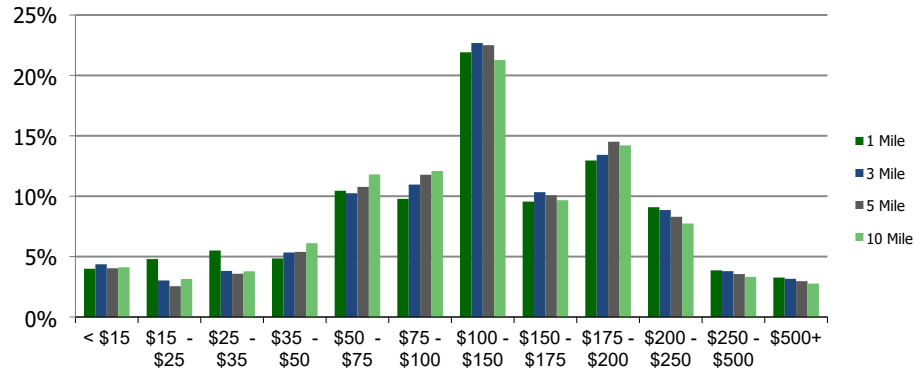
Ethnicity (3-Mile)

This report was produced using data from private and government sources deemed to be reliable and is herein provided without representation or warranty.

Population by Age Range



Household Income by Income Range (\$000)



115600-Main Street Marketplace
Fairfax, VA

1.00 Mile
Radius

3.00 Mile
Radius

5.00 Mile
Radius

10.00 Mile
Radius

	1.00 Mile Radius	3.00 Mile Radius	5.00 Mile Radius	10.00 Mile Radius
Population	Current Estimated Population	17,264	117,073	282,814
	2010 Census Population	16,174	108,345	263,878
	2000 Census Population	12,722	92,278	232,214
	Historical Annual Growth 2000 to 2010	2.43%	1.62%	1.29%
	Estimated Annual Growth 2010 to 2019	0.67%	0.80%	0.71%
	Projected Annual Growth 2019 to 2024	0.29%	0.81%	0.77%
Households	Current Estimated Households	5,013	41,284	102,894
	2010 Census Households	4,579	37,938	95,305
	2000 Census Households	4,113	32,839	83,894
	Historical Annual Growth 2000 to 2010	1.1%	1.5%	1.3%
	Estimated Annual Growth 2010 to 2019	0.9%	0.9%	0.8%
	Projected Annual Growth 2019 to 2024	0.4%	0.9%	0.8%
	Population per Household	2.6	2.7	2.7
	Ethnicity	White	68.4%	65.6%
Black or African American		9.0%	6.2%	5.9%
Asian & Pacific Islander		13.4%	20.3%	20.2%
Other Races		9.1%	7.9%	8.2%
Hispanic or Latino Population		14.4%	12.2%	12.5%
Non Hispanic or Latino Population		85.6%	87.8%	87.5%

This report was produced using data from private and government sources deemed to be reliable and is herein provided without representation or warranty.