

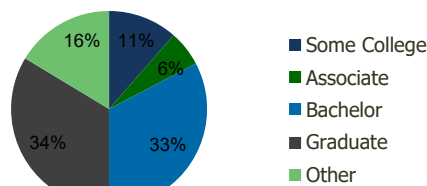
115600-Main Street Marketplace Fairfax, VA	1.00 Mile Radius	3.00 Mile Radius	5.00 Mile Radius	10.00 Mile Radius
---	---------------------	---------------------	---------------------	----------------------

Demographics (2020)

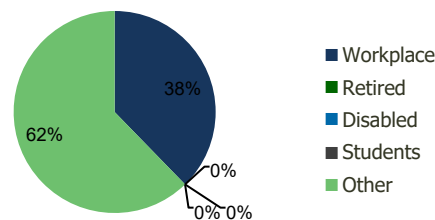
Current Population	17,104	115,672	279,586	1,060,595
Total Daytime Pop	76,778	175,088	416,176	1,405,809
Workplace Pop	25,894	66,040	161,243	737,307
Average Household Income	\$148,626	\$153,298	\$159,356	\$156,147
Median Household Income	\$125,877	\$127,773	\$130,153	\$123,630
Total Housing Units	4,952	40,736	101,589	389,615
Median Home Value	\$734,660	\$724,728	\$717,088	\$691,279
Bachelors Degree	29.1%	32.7%	32.9%	31.2%
Graduate Degree	30.8%	33.6%	33.5%	31.1%

Projections (2025)

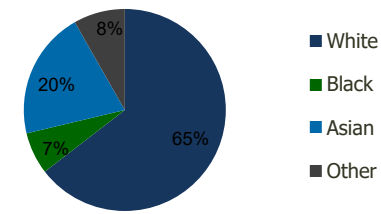
Projected Population	17,371	120,381	290,737	1,098,933
Projected 5 Year Pop Growth	0.3%	0.8%	0.8%	0.7%
Projected Households	5,058	42,546	105,918	404,165
Projected 5 Year Household Growth	0.4%	0.9%	0.8%	0.7%



Education (3-Mile)



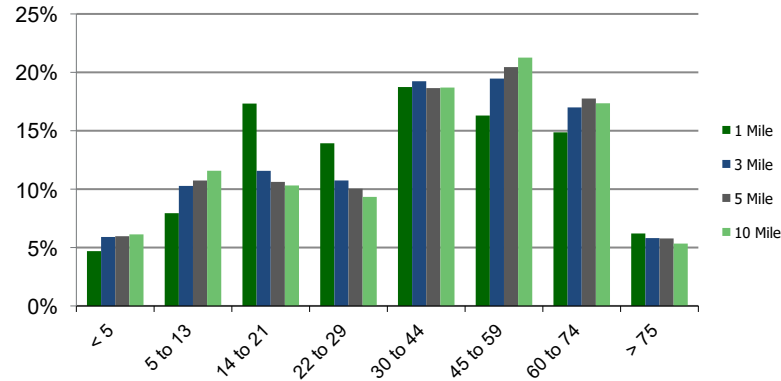
Daytime Population (3-Mile)



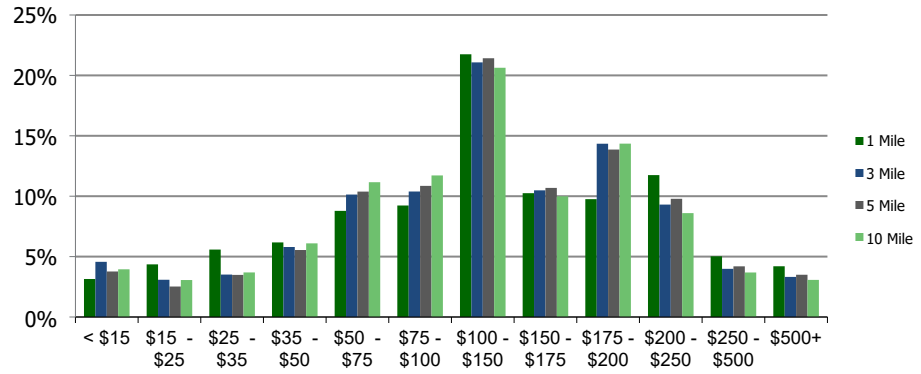
Ethnicity (3-Mile)

This report was produced using data from private and government sources deemed to be reliable and is herein provided without representation or warranty.

Population by Age Range



Household Income by Income Range (\$000)



115600-Main Street Marketplace Fairfax, VA		1.00 Mile Radius	3.00 Mile Radius	5.00 Mile Radius	10.00 Mile Radius
--	--	------------------	------------------	------------------	-------------------

Population	Current Estimated Population	17,104	115,672	279,586	1,060,595
	2010 Census Population	16,174	108,345	263,878	1,002,637
	2000 Census Population	12,722	92,278	232,214	899,786
	Historical Annual Growth 2000 to 2010	2.43%	1.62%	1.29%	1.09%
	Estimated Annual Growth 2010 to 2020	0.52%	0.61%	0.54%	0.52%
	Projected Annual Growth 2020 to 2025	0.31%	0.80%	0.79%	0.71%
Households	Current Estimated Households	4,952	40,736	101,589	389,615
	2010 Census Households	4,579	37,938	95,305	366,681
	2000 Census Households	4,113	32,839	83,894	330,215
	Historical Annual Growth 2000 to 2010	1.1%	1.5%	1.3%	1.1%
	Estimated Annual Growth 2010 to 2020	0.7%	0.7%	0.6%	0.6%
	Projected Annual Growth 2020 to 2025	0.4%	0.9%	0.8%	0.7%
	Population per Household	2.6	2.7	2.7	2.7
Ethnicity	White	67.0%	64.5%	65.0%	62.3%
	Black or African American	10.2%	6.7%	6.1%	8.7%
	Asian & Pacific Islander	13.5%	20.5%	20.4%	18.9%
	Other Races	9.3%	8.2%	8.6%	10.1%
	Hispanic or Latino Population	14.5%	12.4%	12.7%	15.7%
	Non Hispanic or Latino Population	85.5%	87.6%	87.3%	84.3%

This report was produced using data from private and government sources deemed to be reliable and is herein provided without representation or warranty.