

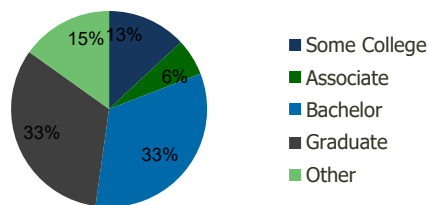
110390-Burke Town Plaza Burke, VA	1.00 Mile Radius	3.00 Mile Radius	5.00 Mile Radius	10.00 Mile Radius
--------------------------------------	---------------------	---------------------	---------------------	----------------------

Demographics (2020)

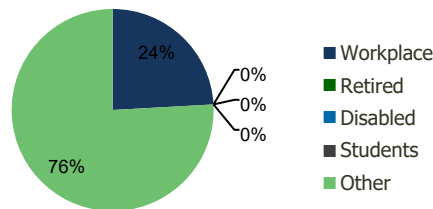
Current Population	15,829	106,306	232,905	1,035,435
Total Daytime Pop	10,834	75,421	309,746	1,158,284
Workplace Pop	2,783	18,193	72,143	514,010
Average Household Income	\$159,709	\$160,250	\$155,830	\$138,821
Median Household Income	\$141,770	\$141,120	\$134,952	\$112,609
Total Housing Units	5,328	36,548	78,263	378,178
Median Home Value	\$682,858	\$682,831	\$697,075	\$639,326
Bachelors Degree	32.1%	33.1%	31.3%	28.8%
Graduate Degree	33.3%	32.6%	30.6%	26.5%

Projections (2025)

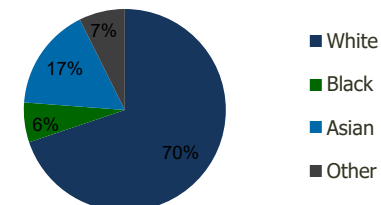
Projected Population	16,054	107,805	237,442	1,072,229
Projected 5 Year Pop Growth	0.3%	0.3%	0.4%	0.7%
Projected Households	5,404	37,079	79,834	391,491
Projected 5 Year Household Growth	0.3%	0.3%	0.4%	0.7%



Education (3-Mile)



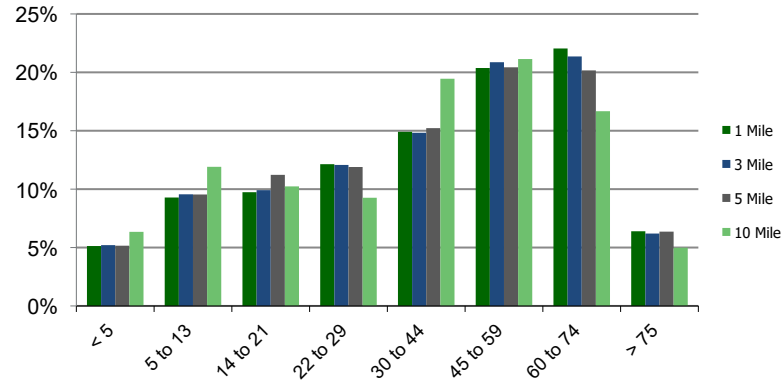
Daytime Population (3-Mile)



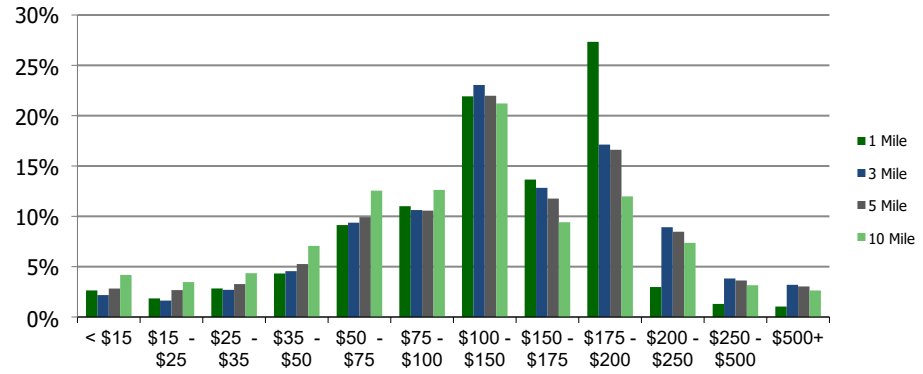
Ethnicity (3-Mile)

This report was produced using data from private and government sources deemed to be reliable and is herein provided without representation or warranty.

Population by Age Range



Household Income by Income Range (\$000)



110390-Burke Town Plaza Burke, VA	1.00 Mile Radius	3.00 Mile Radius	5.00 Mile Radius	10.00 Mile Radius
--------------------------------------	---------------------	---------------------	---------------------	----------------------

Population	Current Estimated Population	15,829	106,306	232,905	1,035,435
	2010 Census Population	15,745	106,266	229,949	978,828
	2000 Census Population	15,873	107,208	218,220	868,993
	Historical Annual Growth 2000 to 2010	-0.08%	-0.09%	0.52%	1.20%
	Estimated Annual Growth 2010 to 2020	0.05%	0.00%	0.12%	0.52%
	Projected Annual Growth 2020 to 2025	0.28%	0.28%	0.39%	0.70%
Households	Current Estimated Households	5,328	36,548	78,263	378,178
	2010 Census Households	5,298	36,470	77,137	356,344
	2000 Census Households	5,267	35,795	73,332	319,448
	Historical Annual Growth 2000 to 2010	0.1%	0.2%	0.5%	1.1%
	Estimated Annual Growth 2010 to 2020	0.1%	0.0%	0.1%	0.6%
	Projected Annual Growth 2020 to 2025	0.3%	0.3%	0.4%	0.7%
	Population per Household	3.0	2.9	2.9	2.7
Ethnicity	White	67.6%	69.8%	66.4%	59.0%
	Black or African American	7.5%	6.4%	7.0%	12.9%
	Asian & Pacific Islander	18.2%	16.4%	17.5%	16.2%
	Other Races	6.7%	7.4%	9.2%	11.9%
	Hispanic or Latino Population	13.0%	12.7%	14.6%	18.6%
	Non Hispanic or Latino Population	87.0%	87.3%	85.4%	81.4%

This report was produced using data from private and government sources deemed to be reliable and is herein provided without representation or warranty.