

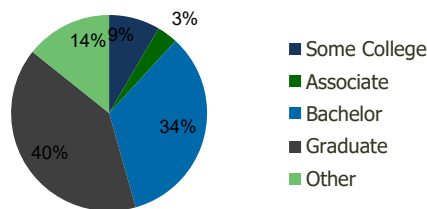
111620-Pentagon Centre Pentagon City, VA	1.00 Mile Radius	3.00 Mile Radius	5.00 Mile Radius	10.00 Mile Radius
---------------------------------------------	---------------------	---------------------	---------------------	----------------------

Demographics (2019)

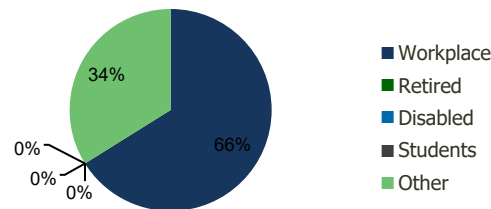
Current Population	29,218	229,202	824,292	2,042,819
Total Daytime Pop	69,699	428,231	1,355,426	2,718,622
Workplace Pop	56,017	283,114	867,093	1,518,339
Average Household Income	\$132,089	\$134,771	\$134,347	\$131,219
Median Household Income	\$110,359	\$109,268	\$102,169	\$95,158
Total Housing Units	16,838	115,286	393,511	869,990
Median Home Value	\$700,477	\$660,398	\$687,927	\$640,135
Bachelors Degree	34.7%	33.8%	28.9%	24.9%
Graduate Degree	48.0%	40.1%	36.0%	29.6%

Projections (2023)

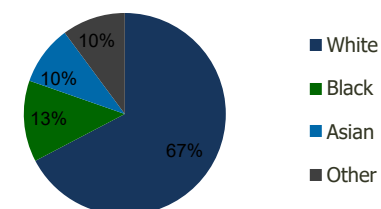
Projected Population	30,339	231,194	849,582	2,088,704
Projected 5 Year Pop Growth	0.8%	0.2%	0.6%	0.4%
Projected Households	17,520	116,778	406,953	892,377
Projected 5 Year Household Growth	0.8%	0.3%	0.7%	0.5%



Education (3-Mile)



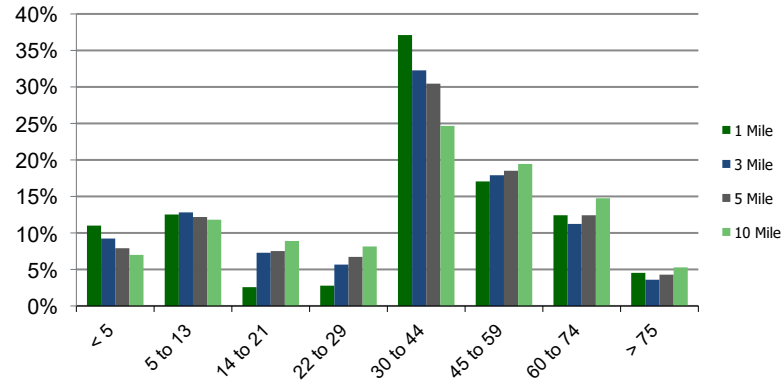
Daytime Population (3-Mile)



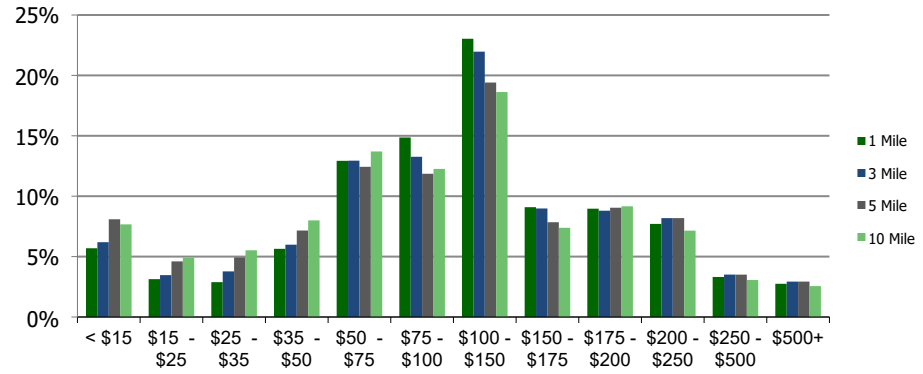
Ethnicity (3-Mile)

This report was produced using data from private and government sources deemed to be reliable and is herein provided without representation or warranty.

Population by Age Range



Household Income by Income Range (\$000)



111620-Pentagon Centre Pentagon City, VA	1.00 Mile Radius	3.00 Mile Radius	5.00 Mile Radius	10.00 Mile Radius
---------------------------------------------	---------------------	---------------------	---------------------	----------------------

Population	Current Estimated Population	29,218	229,202	824,292	2,042,819
	2010 Census Population	23,202	195,373	694,775	1,837,789
	2000 Census Population	18,646	177,141	643,902	1,729,246
	Historical Annual Growth 2000 to 2010	2.21%	0.98%	0.76%	0.61%
	Estimated Annual Growth 2010 to 2012	2.39%	1.65%	1.77%	1.09%
	Projected Annual Growth 2012 to 2019	0.76%	0.17%	0.61%	0.45%
Households	Current Estimated Households	16,838	115,286	393,511	869,990
	2010 Census Households	13,266	96,354	325,655	768,898
	2000 Census Households	10,722	85,036	293,692	718,727
	Historical Annual Growth 2000 to 2010	2.2%	1.3%	1.0%	0.7%
	Estimated Annual Growth 2010 to 2012	2.5%	1.9%	2.0%	1.3%
	Projected Annual Growth 2012 to 2019	0.8%	0.3%	0.7%	0.5%
	Population per Household	1.7	1.9	2.0	2.3
Ethnicity	White	70.1%	67.3%	56.2%	47.1%
	Black or African American	10.6%	13.0%	28.2%	34.7%
	Asian & Pacific Islander	13.5%	9.5%	6.8%	7.4%
	Other Races	5.7%	10.1%	8.8%	10.8%
	Hispanic or Latino Population	9.0%	15.5%	13.0%	15.2%
	Non Hispanic or Latino Population	91.0%	84.5%	87.0%	84.8%

This report was produced using data from private and government sources deemed to be reliable and is herein provided without representation or warranty.