

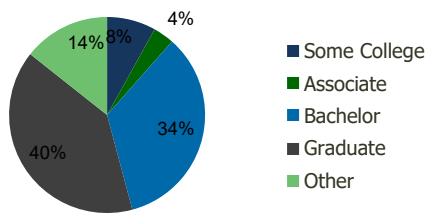
111620-Pentagon Centre Pentagon City, VA	1.00 Mile Radius	3.00 Mile Radius	5.00 Mile Radius	10.00 Mile Radius
---	---------------------	---------------------	---------------------	----------------------

### Demographics (2021)

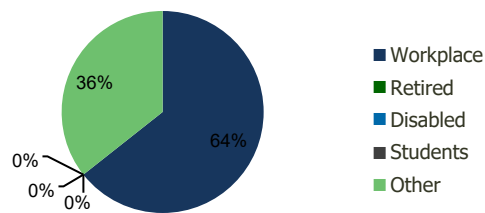
Current Population	28,731	231,295	820,608	2,049,219
Total Daytime Pop	67,268	415,663	1,299,934	2,654,467
Workplace Pop	53,928	267,500	806,982	1,433,745
Average Household Income	\$139,714	\$142,510	\$145,039	\$140,434
Median Household Income	\$115,769	\$114,994	\$109,612	\$102,297
Total Housing Units	16,557	116,480	391,666	871,812
Median Home Value	\$733,901	\$685,791	\$696,437	\$656,249
Bachelors Degree	36.2%	34.3%	29.4%	25.3%
Graduate Degree	45.9%	39.8%	36.5%	30.2%

### Projections (2026)

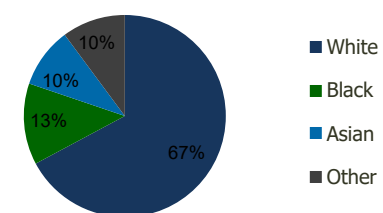
Projected Population	29,504	234,221	846,183	2,083,972
Projected 5 Year Pop Growth	0.5%	0.3%	0.6%	0.3%
Projected Households	17,026	118,440	405,391	890,107
Projected 5 Year Household Growth	0.6%	0.3%	0.7%	0.4%



Education (3-Mile)



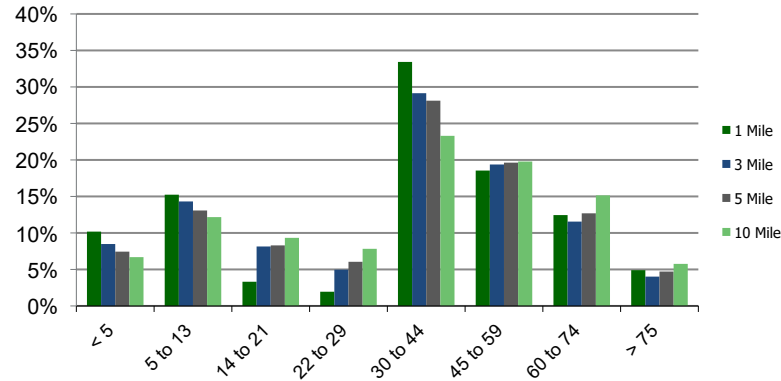
Daytime Population (3-Mile)



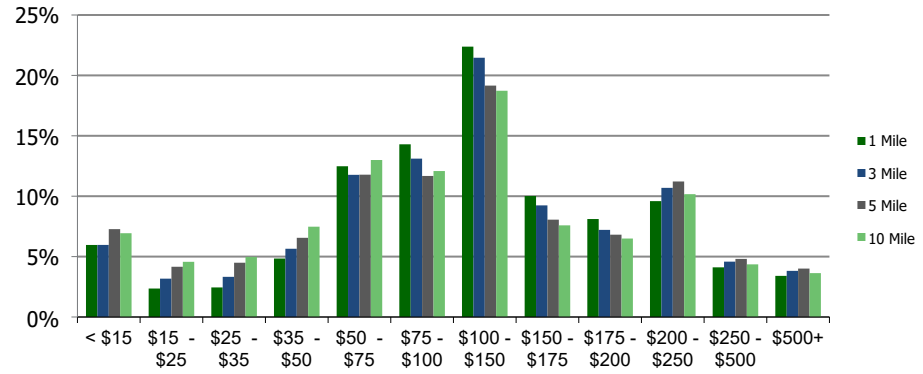
Ethnicity (3-Mile)

This report was produced using data from private and government sources deemed to be reliable and is herein provided without representation or warranty.

### Population by Age Range



### Household Income by Income Range (\$000)



111620-Pentagon Centre Pentagon City, VA	1.00 Mile Radius	3.00 Mile Radius	5.00 Mile Radius	10.00 Mile Radius
---	---------------------	---------------------	---------------------	----------------------

<b>Population</b>	Current Estimated Population	28,731	231,295	820,608	2,049,219
	2010 Census Population	23,211	195,378	693,967	1,839,223
	2000 Census Population	18,660	177,145	643,276	1,730,461
	Historical Annual Growth 2000 to 2010	2.21%	0.98%	0.76%	0.61%
	Estimated Annual Growth 2010 to 2020	1.83%	1.45%	1.44%	0.92%
	Projected Annual Growth 2020 to 2025	0.53%	0.25%	0.62%	0.34%
<b>Households</b>	Current Estimated Households	16,557	116,480	391,666	871,812
	2010 Census Households	13,271	96,357	325,259	769,452
	2000 Census Households	10,726	85,039	293,400	719,065
	Historical Annual Growth 2000 to 2010	2.2%	1.3%	1.0%	0.7%
	Estimated Annual Growth 2010 to 2020	1.9%	1.6%	1.6%	1.1%
	Projected Annual Growth 2020 to 2025	0.6%	0.3%	0.7%	0.4%
	Population per Household	1.7	1.9	2.0	2.3
<b>Ethnicity</b>	White	68.8%	67.2%	56.6%	47.1%
	Black or African American	11.1%	13.0%	27.6%	34.2%
	Asian & Pacific Islander	13.7%	9.6%	7.0%	7.5%
	Other Races	6.4%	10.1%	8.9%	11.3%
	Hispanic or Latino Population	10.3%	15.7%	13.1%	15.6%
	Non Hispanic or Latino Population	89.7%	84.3%	86.9%	84.4%

This report was produced using data from private and government sources deemed to be reliable and is herein provided without representation or warranty.