

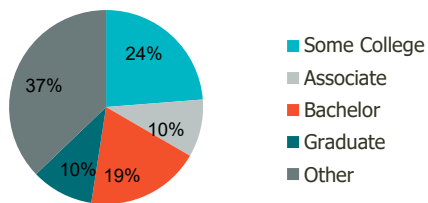
113540-Lake Prairie Towne Crossing Grand Prairie, TX	1.00 Mile Radius	3.00 Mile Radius	5.00 Mile Radius	10.00 Mile Radius
---	---------------------	---------------------	---------------------	----------------------

Demographics (2022)

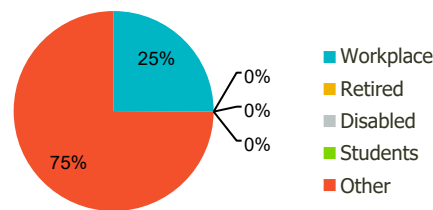
Current Population	14,439	94,639	279,294	798,365
Total Daytime Pop	12,382	72,187	230,668	821,755
Workplace Pop	3,217	18,114	71,041	300,708
Average Household Income	\$106,295	\$96,244	\$95,333	\$90,376
Median Household Income	\$103,324	\$83,967	\$78,739	\$71,433
Total Housing Units	4,321	29,628	89,504	276,958
Median Home Value	\$413,506	\$342,093	\$353,632	\$345,907
Bachelors Degree	17.8%	19.1%	20.4%	19.7%
Graduate Degree	13.3%	10.4%	10.1%	10.0%

Projections (2027)

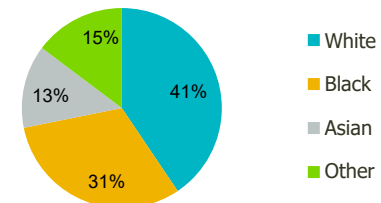
Projected Population	15,335	97,418	287,757	815,916
Projected 5 Year Pop Growth	1.2%	0.6%	0.6%	0.4%
Projected Households	4,593	30,481	92,113	282,417
Projected 5 Year Household Growth	1.2%	0.6%	0.6%	0.4%



Education (3-Mile)



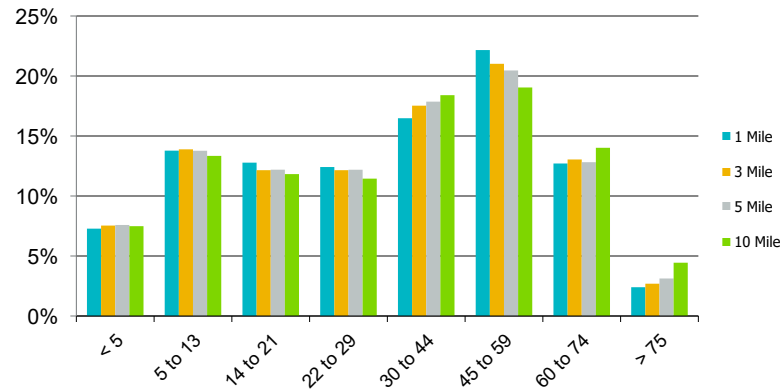
Daytime Population (3-Mile)



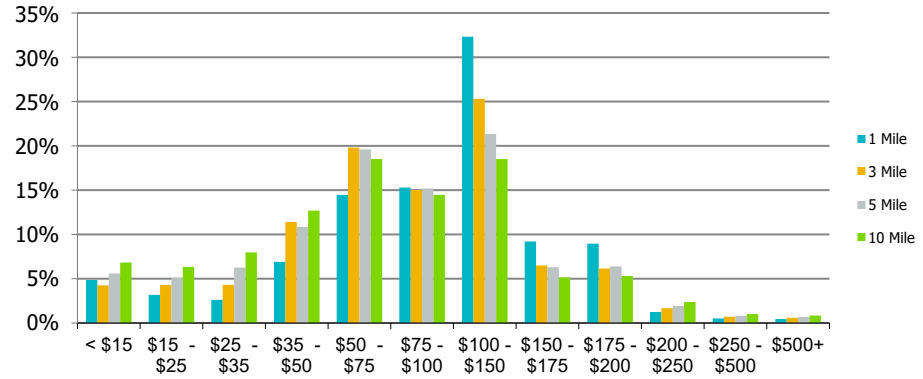
Ethnicity (3-Mile)

This report was produced using data from private and government sources deemed to be reliable and is herein provided without representation or warranty.

Population by Age Range



Household Income by Income Range (\$000)



	1.00 Mile Radius	3.00 Mile Radius	5.00 Mile Radius	10.00 Mile Radius
--	------------------	------------------	------------------	-------------------

113540-Lake Prairie Towne Crossing Grand Prairie, TX					
	1.00 Mile Radius	3.00 Mile Radius	5.00 Mile Radius	10.00 Mile Radius	
Population	Current Estimated Population	14,439	94,639	279,294	798,365
	2010 Census Population	10,900	80,844	243,935	719,229
	2000 Census Population	4,766	46,197	157,850	581,474
	Historical Annual Growth 2000 to 2010	8.62%	5.76%	4.45%	2.15%
	Estimated Annual Growth 2010 to 2022	2.23%	1.24%	1.07%	0.82%
	Projected Annual Growth 2022 to 2027	1.21%	0.58%	0.60%	0.44%
Households	Current Estimated Households	4,321	29,628	89,504	276,958
	2010 Census Households	3,258	25,369	78,381	250,557
	2000 Census Households	1,427	14,576	52,274	208,719
	Historical Annual Growth 2000 to 2010	8.6%	5.7%	4.1%	1.8%
	Estimated Annual Growth 2010 to 2022	2.2%	1.2%	1.0%	0.8%
	Projected Annual Growth 2022 to 2027	1.2%	0.6%	0.6%	0.4%
	Population per Household	3.3	3.2	3.1	2.9
Ethnicity	White	34.4%	40.6%	45.1%	53.0%
	Black or African American	29.9%	31.3%	27.7%	24.1%
	Asian & Pacific Islander	21.7%	13.4%	10.3%	5.8%
	Other Races	14.0%	14.7%	16.9%	17.1%
	Hispanic or Latino Population	21.9%	26.5%	29.2%	31.3%
	Non Hispanic or Latino Population	78.1%	73.5%	70.8%	68.7%

This report was produced using data from private and government sources deemed to be reliable and is herein provided without representation or warranty.