

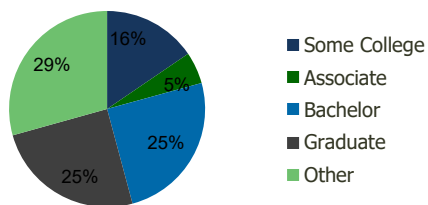
111460-Redwood City Plaza Redwood City, CA	1.00 Mile Radius	3.00 Mile Radius	5.00 Mile Radius	10.00 Mile Radius
---	---------------------	---------------------	---------------------	----------------------

## Demographics (2021)

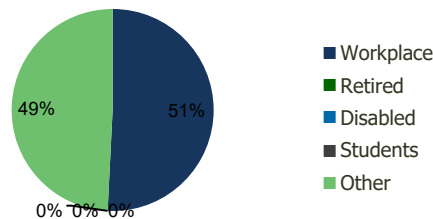
Current Population	42,495	125,941	261,701	575,235
Total Daytime Pop	42,426	141,777	370,303	784,540
Workplace Pop	24,636	72,006	200,031	410,826
Average Household Income	\$120,721	\$199,165	\$213,251	\$215,395
Median Household Income	\$85,716	\$127,851	\$140,019	\$148,484
Total Housing Units	13,174	44,807	94,543	218,519
Median Home Value	\$820,964	\$949,205	\$941,674	\$955,511
Bachelors Degree	15.6%	25.1%	26.2%	28.4%
Graduate Degree	14.0%	24.8%	30.6%	34.0%

## Projections (2026)

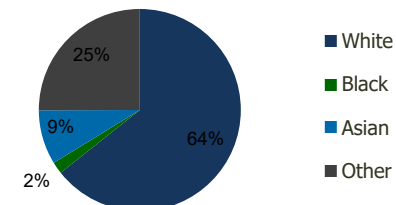
Projected Population	45,330	130,521	268,494	589,729
Projected 5 Year Pop Growth	1.3%	0.7%	0.5%	0.5%
Projected Households	14,082	46,388	96,897	224,096
Projected 5 Year Household Growth	1.3%	0.7%	0.5%	0.5%



Education (3-Mile)



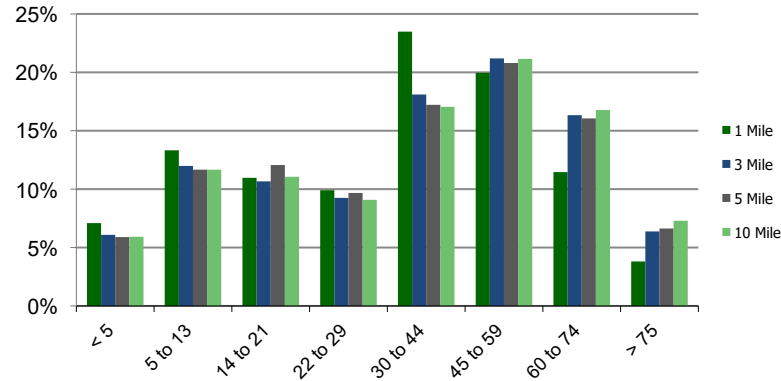
Daytime Population (3-Mile)



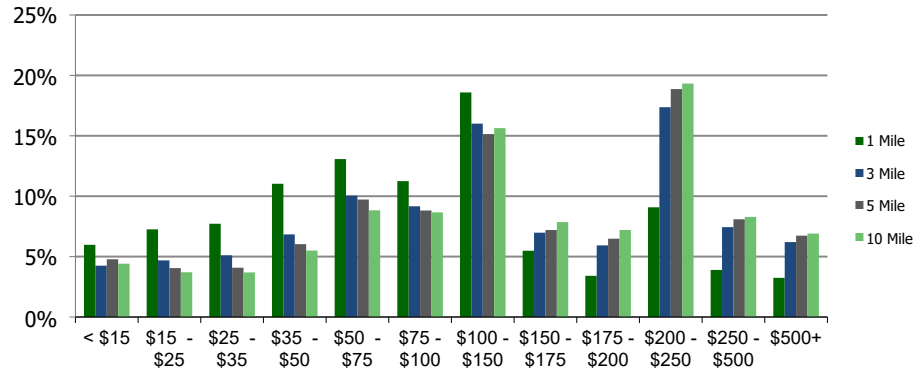
Ethnicity (3-Mile)

This report was produced using data from private and government sources deemed to be reliable and is herein provided without representation or warranty.

**Population by Age Range**



**Household Income by Income Range (\$000)**



111460-Redwood City Plaza Redwood City, CA	1.00 Mile Radius	3.00 Mile Radius	5.00 Mile Radius	10.00 Mile Radius
---	---------------------	---------------------	---------------------	----------------------

<b>Population</b>	Current Estimated Population	42,495	125,941	261,701	575,235
	2010 Census Population	37,439	118,589	248,856	542,136
	2000 Census Population	37,518	118,190	244,270	525,405
	Historical Annual Growth 2000 to 2010	-0.02%	0.03%	0.19%	0.31%
	Estimated Annual Growth 2010 to 2020	1.08%	0.51%	0.43%	0.51%
	Projected Annual Growth 2020 to 2025	1.30%	0.72%	0.51%	0.50%
<b>Households</b>	Current Estimated Households	13,174	44,807	94,543	218,519
	2010 Census Households	11,468	42,135	89,779	205,280
	2000 Census Households	11,512	42,538	88,494	201,903
	Historical Annual Growth 2000 to 2010	0.0%	-0.1%	0.1%	0.2%
	Estimated Annual Growth 2010 to 2020	1.2%	0.5%	0.4%	0.5%
	Projected Annual Growth 2020 to 2025	1.3%	0.7%	0.5%	0.5%
	Population per Household	3.1	2.7	2.7	2.6
<b>Ethnicity</b>	White	46.3%	64.3%	61.7%	58.9%
	Black or African American	2.6%	1.9%	3.3%	2.7%
	Asian & Pacific Islander	6.5%	8.7%	13.6%	21.0%
	Other Races	44.5%	25.1%	21.4%	17.4%
	Hispanic or Latino Population	65.9%	37.2%	29.0%	22.5%
	Non Hispanic or Latino Population	34.1%	62.8%	71.0%	77.5%

This report was produced using data from private and government sources deemed to be reliable and is herein provided without representation or warranty.