

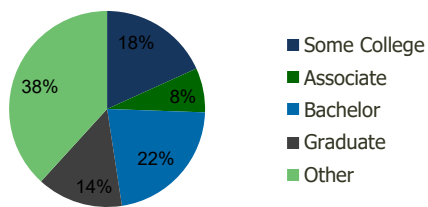
106140-Westmont Plaza Westmont, NJ	1.00 Mile Radius	3.00 Mile Radius	5.00 Mile Radius	10.00 Mile Radius
---------------------------------------	---------------------	---------------------	---------------------	----------------------

Demographics (2021)

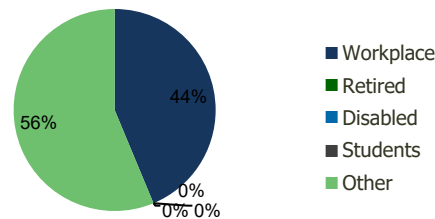
Current Population	20,399	136,615	339,744	1,720,903
Total Daytime Pop	14,685	130,771	342,202	2,073,099
Workplace Pop	5,066	57,168	151,252	904,462
Average Household Income	\$110,824	\$99,221	\$92,022	\$86,145
Median Household Income	\$91,329	\$73,384	\$67,480	\$58,639
Total Housing Units	8,759	53,968	128,123	665,974
Median Home Value	\$345,364	\$292,416	\$270,657	\$239,491
Bachelors Degree	31.6%	22.0%	19.3%	18.5%
Graduate Degree	17.3%	14.2%	11.9%	12.6%

Projections (2026)

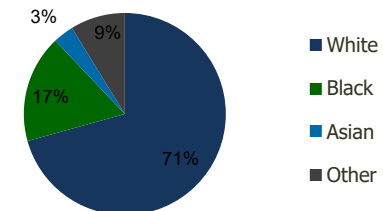
Projected Population	20,713	137,801	343,270	1,769,569
Projected 5 Year Pop Growth	0.3%	0.2%	0.2%	0.6%
Projected Households	8,889	54,469	129,588	688,292
Projected 5 Year Household Growth	0.3%	0.2%	0.2%	0.7%



Education (3-Mile)



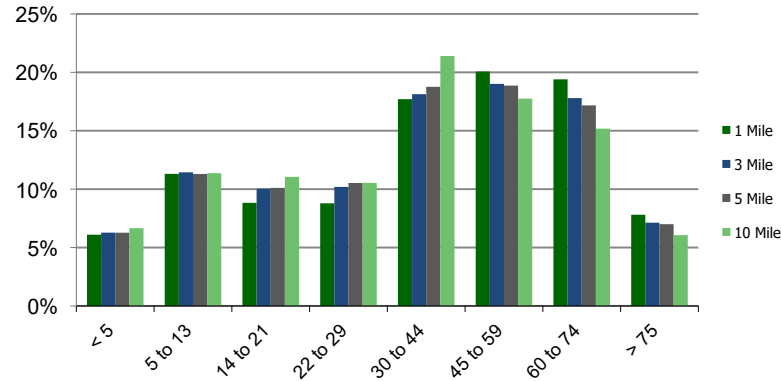
Daytime Population (3-Mile)



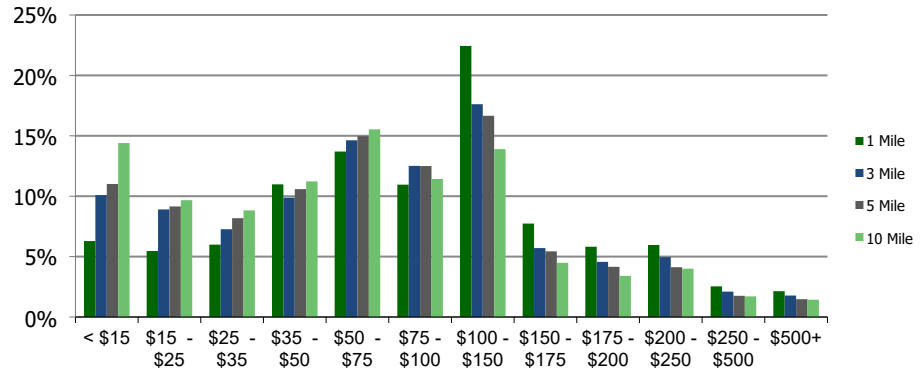
Ethnicity (3-Mile)

This report was produced using data from private and government sources deemed to be reliable and is herein provided without representation or warranty.

Population by Age Range



Household Income by Income Range (\$000)



106140-Westmont Plaza Westmont, NJ	1.00 Mile Radius	3.00 Mile Radius	5.00 Mile Radius	10.00 Mile Radius
--	-------------------------	-------------------------	-------------------------	--------------------------

Population	Current Estimated Population	20,399	136,615	339,744	1,720,903
	2010 Census Population	19,517	134,881	334,622	1,620,823
	2000 Census Population	20,114	135,770	335,311	1,586,258
	Historical Annual Growth 2000 to 2010	-0.30%	-0.07%	-0.02%	0.22%
	Estimated Annual Growth 2010 to 2020	0.38%	0.11%	0.13%	0.51%
	Projected Annual Growth 2020 to 2025	0.31%	0.17%	0.21%	0.56%
Households	Current Estimated Households	8,759	53,968	128,123	665,974
	2010 Census Households	8,400	53,226	126,008	620,553
	2000 Census Households	8,638	53,143	124,290	601,792
	Historical Annual Growth 2000 to 2010	-0.3%	0.0%	0.1%	0.3%
	Estimated Annual Growth 2010 to 2020	0.4%	0.1%	0.1%	0.6%
	Projected Annual Growth 2020 to 2025	0.3%	0.2%	0.2%	0.7%
	Population per Household	2.3	2.5	2.6	2.5
Ethnicity	White	91.9%	70.7%	64.7%	52.0%
	Black or African American	3.6%	17.2%	17.6%	30.6%
	Asian & Pacific Islander	1.4%	3.3%	5.4%	6.8%
	Other Races	3.1%	8.8%	12.4%	10.6%
	Hispanic or Latino Population	4.4%	13.0%	18.6%	15.4%
	Non Hispanic or Latino Population	95.6%	87.0%	81.4%	84.6%

This report was produced using data from private and government sources deemed to be reliable and is herein provided without representation or warranty.