

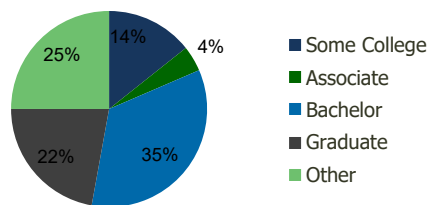
105650-Cityplace Market Dallas, TX	1.00 Mile Radius	3.00 Mile Radius	5.00 Mile Radius	10.00 Mile Radius
---------------------------------------	---------------------	---------------------	---------------------	----------------------

Demographics (2020)

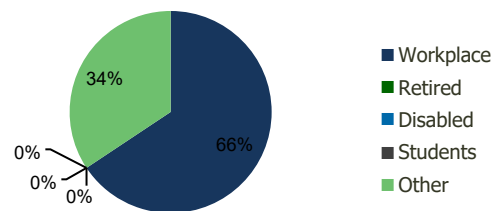
Current Population	46,755	205,362	397,268	1,322,279
Total Daytime Pop	54,199	390,016	655,059	1,869,126
Workplace Pop	32,640	256,096	404,806	977,112
Average Household Income	\$122,575	\$131,750	\$126,169	\$96,263
Median Household Income	\$89,129	\$85,737	\$75,853	\$58,527
Total Housing Units	25,846	101,607	178,656	501,664
Median Home Value	\$381,004	\$398,568	\$369,933	\$214,340
Bachelors Degree	36.2%	34.3%	29.6%	19.7%
Graduate Degree	25.6%	22.2%	19.9%	11.9%

Projections (2025)

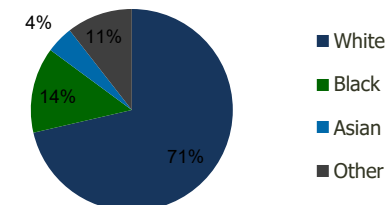
Projected Population	54,630	232,164	433,419	1,390,373
Projected 5 Year Pop Growth	3.2%	2.5%	1.8%	1.0%
Projected Households	30,416	117,405	198,492	534,542
Projected 5 Year Household Growth	3.3%	2.9%	2.1%	1.3%



Education (3-Mile)



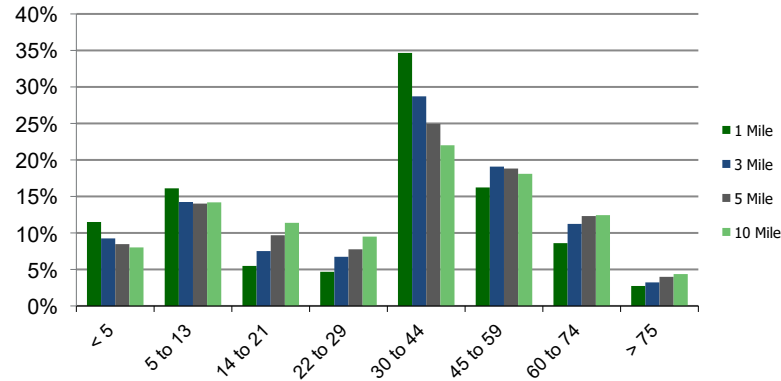
Daytime Population (3-Mile)



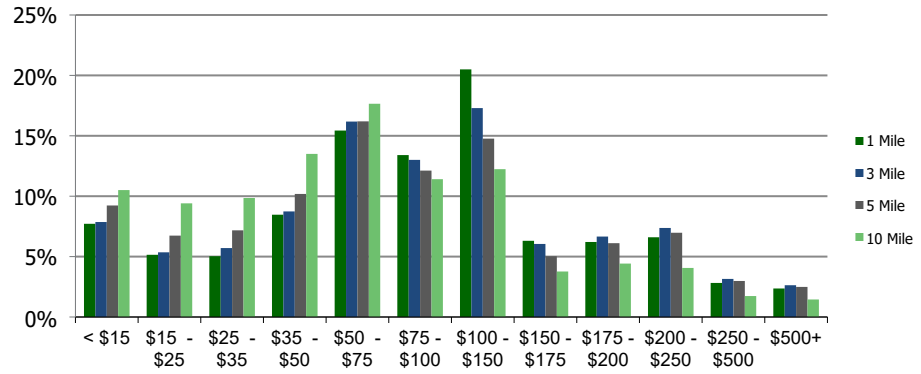
Ethnicity (3-Mile)

This report was produced using data from private and government sources deemed to be reliable and is herein provided without representation or warranty.

Population by Age Range



Household Income by Income Range (\$000)



105650-Cityplace Market
Dallas, TX

1.00 Mile
Radius

3.00 Mile
Radius

5.00 Mile
Radius

10.00 Mile
Radius

	1.00 Mile Radius	3.00 Mile Radius	5.00 Mile Radius	10.00 Mile Radius
Population	Current Estimated Population	46,755	205,362	397,268
	2010 Census Population	32,777	158,367	330,988
	2000 Census Population	29,405	157,043	343,761
	Historical Annual Growth 2000 to 2010	1.09%	0.08%	-0.38%
	Estimated Annual Growth 2010 to 2020	3.36%	2.45%	1.71%
	Projected Annual Growth 2020 to 2025	3.16%	2.48%	1.76%
Households	Current Estimated Households	25,846	101,607	178,656
	2010 Census Households	17,740	74,075	142,816
	2000 Census Households	12,895	63,878	136,617
	Historical Annual Growth 2000 to 2010	3.2%	1.5%	0.4%
	Estimated Annual Growth 2010 to 2020	3.6%	3.0%	2.1%
	Projected Annual Growth 2020 to 2025	3.3%	2.9%	2.1%
	Population per Household	1.8	1.9	2.1
Ethnicity	White	69.2%	71.4%	67.5%
	Black or African American	12.3%	13.7%	17.4%
	Asian & Pacific Islander	6.3%	4.3%	3.7%
	Other Races	12.1%	10.5%	11.3%
	Hispanic or Latino Population	28.3%	27.7%	31.2%
	Non Hispanic or Latino Population	71.7%	72.3%	68.8%

This report was produced using data from private and government sources deemed to be reliable and is herein provided without representation or warranty.