

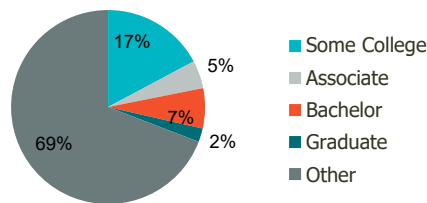
114170-Kenneth Hahn Plaza Los Angeles, CA	1.00 Mile Radius	3.00 Mile Radius	5.00 Mile Radius	10.00 Mile Radius
--	---------------------	---------------------	---------------------	----------------------

Demographics (2022)

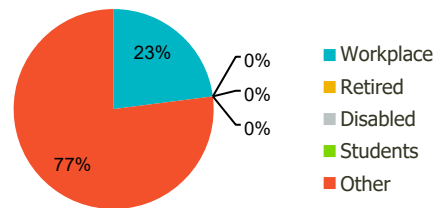
Current Population	43,214	399,352	948,791	3,274,521
Total Daytime Pop	34,237	325,327	853,076	3,586,947
Workplace Pop	6,302	74,759	229,928	1,354,117
Average Household Income	\$57,004	\$70,819	\$71,314	\$87,160
Median Household Income	\$44,364	\$56,950	\$56,695	\$64,359
Total Housing Units	9,742	93,965	238,945	965,115
Median Home Value	\$645,625	\$678,121	\$704,370	\$863,822
Bachelors Degree	5.2%	6.7%	8.1%	14.7%
Graduate Degree	1.8%	2.3%	2.8%	6.4%

Projections (2027)

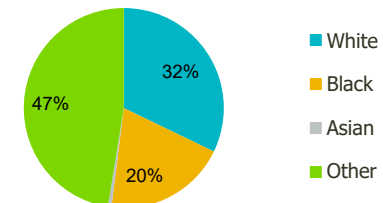
Projected Population	44,268	407,552	964,690	3,342,637
Projected 5 Year Pop Growth	0.5%	0.4%	0.3%	0.4%
Projected Households	9,987	95,911	242,913	990,852
Projected 5 Year Household Growth	0.5%	0.4%	0.3%	0.5%



Education (3-Mile)



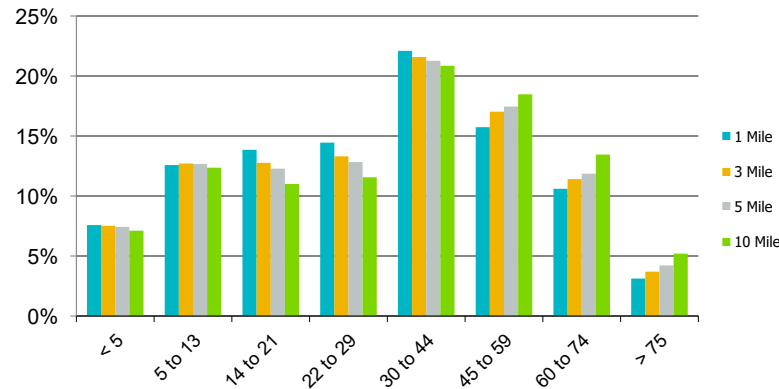
Daytime Population (3-Mile)



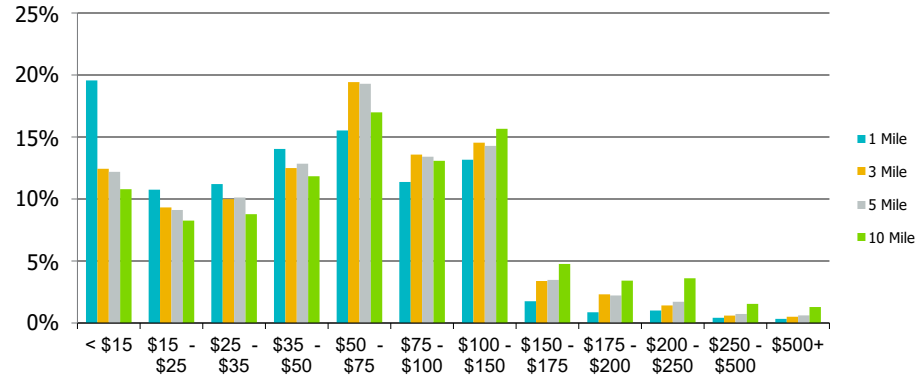
Ethnicity (3-Mile)

This report was produced using data from private and government sources deemed to be reliable and is herein provided without representation or warranty.

Population by Age Range



Household Income by Income Range (\$000)



	1.00 Mile Radius	3.00 Mile Radius	5.00 Mile Radius	10.00 Mile Radius
--	------------------	------------------	------------------	-------------------

114170-Kenneth Hahn Plaza Los Angeles, CA					
	1.00 Mile Radius	3.00 Mile Radius	5.00 Mile Radius	10.00 Mile Radius	
Population	Current Estimated Population	43,214	399,352	948,791	3,274,521
	2010 Census Population	41,929	401,284	963,043	3,317,126
	2000 Census Population	38,448	382,201	936,722	3,246,676
	Historical Annual Growth 2000 to 2010	0.87%	0.49%	0.28%	0.21%
	Estimated Annual Growth 2010 to 2022	0.24%	-0.04%	-0.12%	-0.10%
	Projected Annual Growth 2022 to 2027	0.48%	0.41%	0.33%	0.41%
Households	Current Estimated Households	9,742	93,965	238,945	965,115
	2010 Census Households	9,436	94,353	242,654	971,072
	2000 Census Households	8,936	90,280	236,506	945,583
	Historical Annual Growth 2000 to 2010	0.5%	0.4%	0.3%	0.3%
	Estimated Annual Growth 2010 to 2022	0.3%	0.0%	-0.1%	0.0%
	Projected Annual Growth 2022 to 2027	0.5%	0.4%	0.3%	0.5%
	Population per Household	4.3	4.2	3.9	3.3
Ethnicity	White	26.7%	32.2%	33.0%	36.1%
	Black or African American	26.1%	19.8%	19.0%	15.0%
	Asian & Pacific Islander	0.4%	0.6%	2.3%	9.3%
	Other Races	46.8%	47.5%	45.7%	39.7%
	Hispanic or Latino Population	71.2%	77.7%	75.7%	63.8%
	Non Hispanic or Latino Population	28.8%	22.3%	24.3%	36.2%

This report was produced using data from private and government sources deemed to be reliable and is herein provided without representation or warranty.