

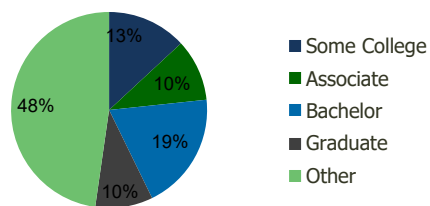
116700-Park Hill Plaza Miami, FL	1.00 Mile Radius	3.00 Mile Radius	5.00 Mile Radius	10.00 Mile Radius
-------------------------------------	---------------------	---------------------	---------------------	----------------------

Demographics (2020)

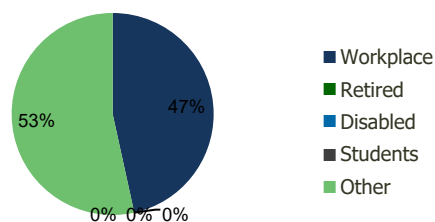
Current Population	35,500	185,021	407,835	1,512,558
Total Daytime Pop	44,499	309,724	621,196	1,881,403
Workplace Pop	25,624	144,214	331,912	825,671
Average Household Income	\$64,338	\$71,261	\$82,417	\$82,339
Median Household Income	\$53,368	\$54,613	\$60,913	\$54,333
Total Housing Units	13,416	60,576	134,220	519,635
Median Home Value	\$339,963	\$431,949	\$496,722	\$477,192
Bachelors Degree	20.9%	19.4%	20.7%	19.5%
Graduate Degree	10.5%	9.5%	11.3%	11.5%

Projections (2025)

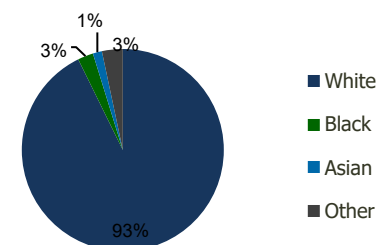
Projected Population	36,519	193,806	424,457	1,569,293
Projected 5 Year Pop Growth	0.6%	0.9%	0.8%	0.7%
Projected Households	13,810	63,473	139,822	540,884
Projected 5 Year Household Growth	0.6%	0.9%	0.8%	0.8%



Education (3-Mile)



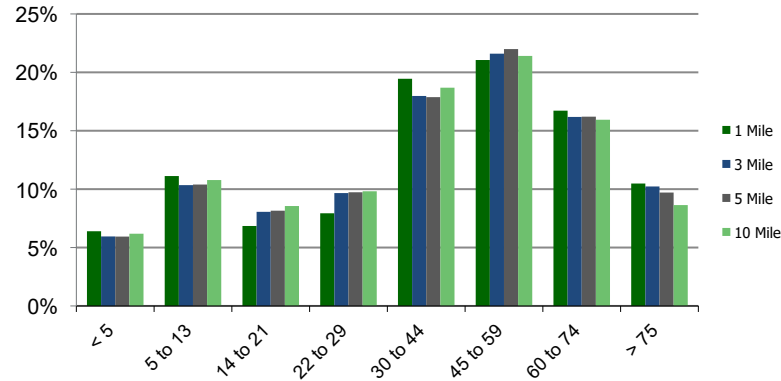
Daytime Population (3-Mile)



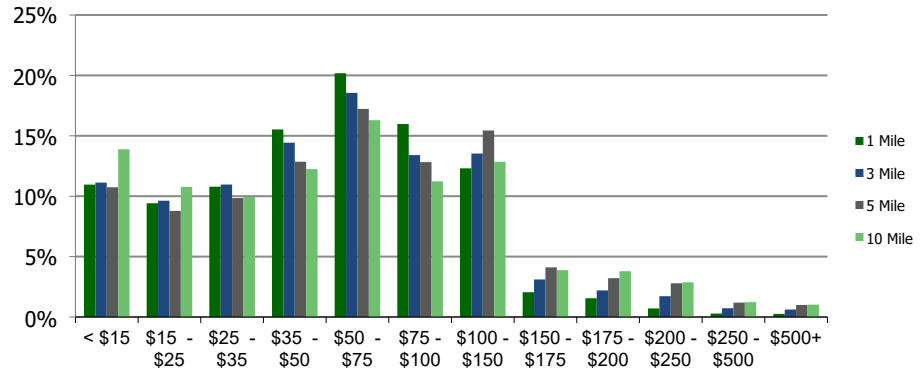
Ethnicity (3-Mile)

This report was produced using data from private and government sources deemed to be reliable and is herein provided without representation or warranty.

Population by Age Range



Household Income by Income Range (\$000)



116700-Park Hill Plaza
Miami, FL

1.00 Mile
Radius

3.00 Mile
Radius

5.00 Mile
Radius

10.00 Mile
Radius

	1.00 Mile Radius	3.00 Mile Radius	5.00 Mile Radius	10.00 Mile Radius
Population	Current Estimated Population	35,500	185,021	407,835
	2010 Census Population	36,875	174,266	384,068
	2000 Census Population	35,812	172,169	360,574
	Historical Annual Growth 2000 to 2010	0.29%	0.12%	0.63%
	Estimated Annual Growth 2010 to 2020	-0.35%	0.56%	0.56%
	Projected Annual Growth 2020 to 2025	0.57%	0.93%	0.80%
Households	Current Estimated Households	13,416	60,576	134,220
	2010 Census Households	13,876	57,202	126,302
	2000 Census Households	13,263	56,905	119,007
	Historical Annual Growth 2000 to 2010	0.5%	0.1%	0.6%
	Estimated Annual Growth 2010 to 2020	-0.3%	0.5%	0.6%
	Projected Annual Growth 2020 to 2025	0.6%	0.9%	0.8%
	Population per Household	2.6	3.0	3.0
Ethnicity	White	93.2%	92.7%	92.7%
	Black or African American	1.7%	2.5%	2.5%
	Asian & Pacific Islander	1.8%	1.5%	1.5%
	Other Races	3.3%	3.3%	3.4%
	Hispanic or Latino Population	91.7%	90.3%	87.5%
	Non Hispanic or Latino Population	8.3%	9.7%	12.5%

This report was produced using data from private and government sources deemed to be reliable and is herein provided without representation or warranty.