

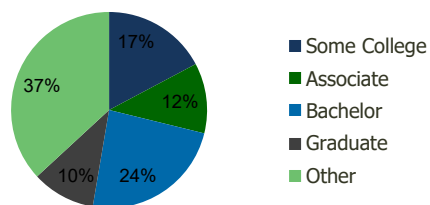
111530-Kendale Lakes Plaza Miami, FL	1.00 Mile Radius	3.00 Mile Radius	5.00 Mile Radius	10.00 Mile Radius
---	---------------------	---------------------	---------------------	----------------------

Demographics (2020)

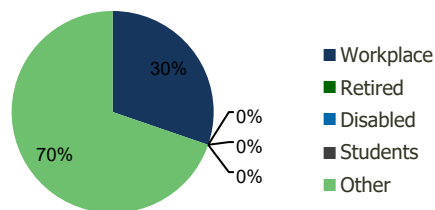
Current Population	32,149	208,864	406,683	954,900
Total Daytime Pop	23,961	171,086	331,876	1,011,383
Workplace Pop	6,446	51,783	101,915	398,970
Average Household Income	\$70,300	\$81,125	\$88,373	\$95,081
Median Household Income	\$61,208	\$66,483	\$68,950	\$67,880
Total Housing Units	11,295	68,142	129,727	309,599
Median Home Value	\$422,556	\$458,470	\$498,355	\$501,659
Bachelors Degree	21.6%	23.8%	22.9%	22.2%
Graduate Degree	10.3%	10.5%	11.1%	12.5%

Projections (2025)

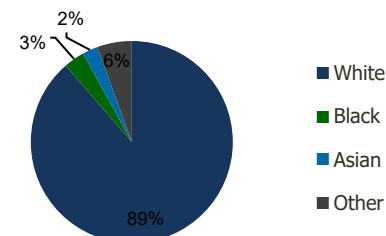
Projected Population	32,607	214,939	416,429	987,216
Projected 5 Year Pop Growth	0.3%	0.6%	0.5%	0.7%
Projected Households	11,457	69,974	132,614	320,074
Projected 5 Year Household Growth	0.3%	0.5%	0.4%	0.7%



Education (3-Mile)



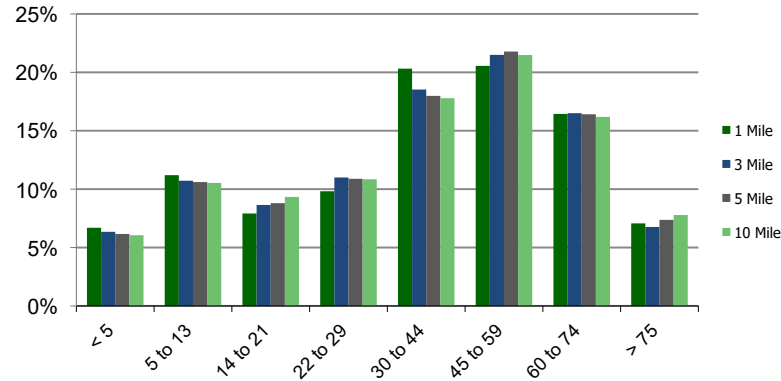
Daytime Population (3-Mile)



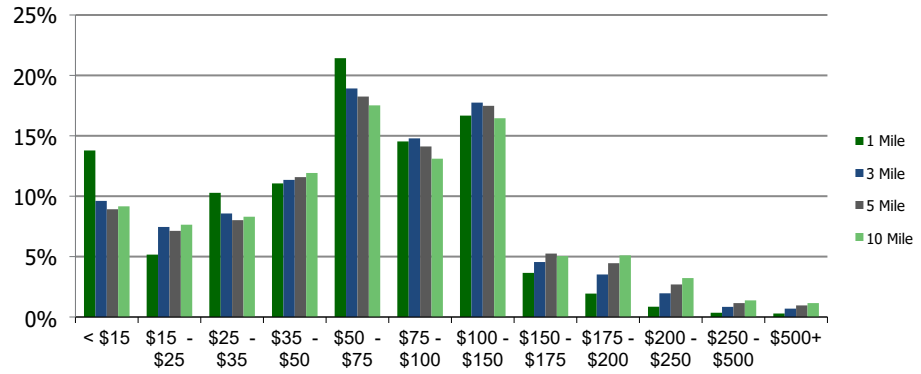
Ethnicity (3-Mile)

This report was produced using data from private and government sources deemed to be reliable and is herein provided without representation or warranty.

Population by Age Range



Household Income by Income Range (\$000)



111530-Kendale Lakes Plaza Miami, FL	1.00 Mile Radius	3.00 Mile Radius	5.00 Mile Radius	10.00 Mile Radius
---	---------------------	---------------------	---------------------	----------------------

Population	Current Estimated Population	32,149	208,864	406,683	954,900
	2010 Census Population	31,250	197,669	387,111	898,106
	2000 Census Population	31,536	185,568	346,575	811,969
	Historical Annual Growth 2000 to 2010	-0.09%	0.63%	1.11%	1.01%
	Estimated Annual Growth 2010 to 2020	0.26%	0.51%	0.46%	0.57%
	Projected Annual Growth 2020 to 2025	0.28%	0.58%	0.47%	0.67%
Households	Current Estimated Households	11,295	68,142	129,727	309,599
	2010 Census Households	10,953	64,737	124,056	291,508
	2000 Census Households	10,885	60,261	111,065	265,060
	Historical Annual Growth 2000 to 2010	0.1%	0.7%	1.1%	1.0%
	Estimated Annual Growth 2010 to 2020	0.3%	0.5%	0.4%	0.6%
	Projected Annual Growth 2020 to 2025	0.3%	0.5%	0.4%	0.7%
	Population per Household	2.8	3.1	3.1	3.0
Ethnicity	White	88.7%	88.6%	87.9%	85.8%
	Black or African American	4.0%	3.3%	4.8%	7.3%
	Asian & Pacific Islander	2.2%	2.5%	2.2%	2.2%
	Other Races	5.1%	5.5%	5.1%	4.7%
	Hispanic or Latino Population	79.9%	80.9%	79.8%	75.4%
	Non Hispanic or Latino Population	20.1%	19.1%	20.2%	24.6%

This report was produced using data from private and government sources deemed to be reliable and is herein provided without representation or warranty.