

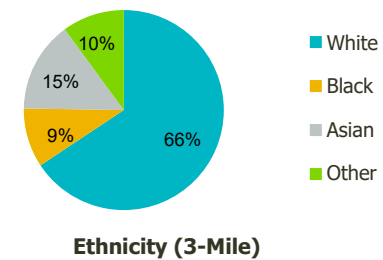
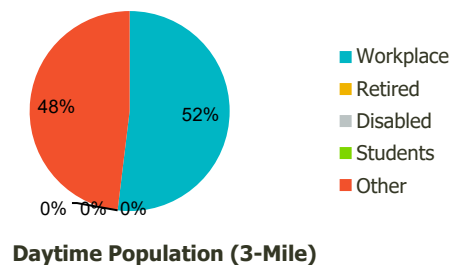
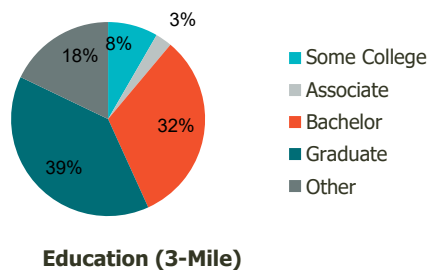
117210-Memorial Plaza Cambridge, MA	1.00 Mile Radius	3.00 Mile Radius	5.00 Mile Radius	10.00 Mile Radius
--	---------------------	---------------------	---------------------	----------------------

Demographics (2022)

Current Population	70,067	511,985	984,606	1,806,061
Total Daytime Pop	159,398	1,044,715	1,611,630	2,467,371
Workplace Pop	64,131	542,489	816,628	1,188,365
Average Household Income	\$137,447	\$146,062	\$142,191	\$142,771
Median Household Income	\$97,657	\$101,644	\$99,885	\$101,258
Total Housing Units	24,757	221,859	411,165	731,491
Median Home Value	\$1,074,103	\$954,406	\$889,992	\$837,693
Bachelors Degree	34.1%	32.1%	29.2%	27.4%
Graduate Degree	47.3%	38.9%	32.8%	29.4%

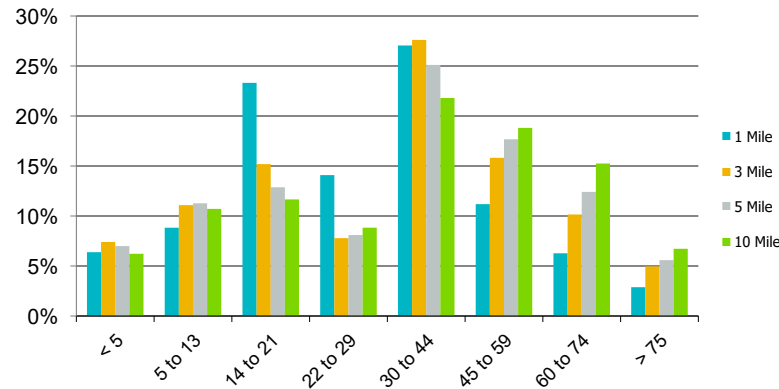
Projections (2027)

Projected Population	69,813	520,731	1,000,346	1,822,877
Projected 5 Year Pop Growth	-0.1%	0.3%	0.3%	0.2%
Projected Households	24,602	226,147	418,998	739,925
Projected 5 Year Household Growth	-0.1%	0.4%	0.4%	0.2%

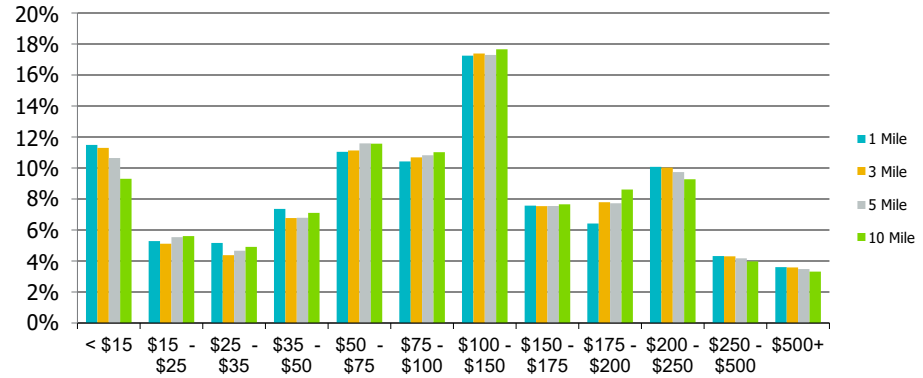


This report was produced using data from private and government sources deemed to be reliable and is herein provided without representation or warranty.

Population by Age Range



Household Income by Income Range (\$000)



	1.00 Mile Radius	3.00 Mile Radius	5.00 Mile Radius	10.00 Mile Radius
--	------------------	------------------	------------------	-------------------

117210-Memorial Plaza Cambridge, MA					
	1.00 Mile Radius	3.00 Mile Radius	5.00 Mile Radius	10.00 Mile Radius	
Population	Current Estimated Population	70,067	511,985	984,606	1,806,061
	2010 Census Population	68,065	483,224	926,896	1,712,081
	2000 Census Population	62,425	456,855	888,493	1,657,092
	Historical Annual Growth 2000 to 2010	0.87%	0.56%	0.42%	0.33%
	Estimated Annual Growth 2010 to 2022	0.23%	0.45%	0.47%	0.42%
	Projected Annual Growth 2022 to 2027	-0.07%	0.34%	0.32%	0.19%
Households	Current Estimated Households	24,757	221,859	411,165	731,491
	2010 Census Households	23,859	208,433	384,963	690,077
	2000 Census Households	23,310	200,451	370,187	668,711
	Historical Annual Growth 2000 to 2010	0.2%	0.4%	0.4%	0.3%
	Estimated Annual Growth 2010 to 2022	0.3%	0.5%	0.5%	0.5%
	Projected Annual Growth 2022 to 2027	-0.1%	0.4%	0.4%	0.2%
	Population per Household	2.1	2.1	2.2	2.3
Ethnicity	White	62.9%	65.7%	63.0%	65.2%
	Black or African American	8.0%	9.6%	12.5%	12.2%
	Asian & Pacific Islander	20.6%	14.7%	11.8%	11.4%
	Other Races	8.5%	10.0%	12.7%	11.2%
	Hispanic or Latino Population	9.1%	11.3%	14.7%	13.2%
	Non Hispanic or Latino Population	90.9%	88.7%	85.3%	86.8%

This report was produced using data from private and government sources deemed to be reliable and is herein provided without representation or warranty.