

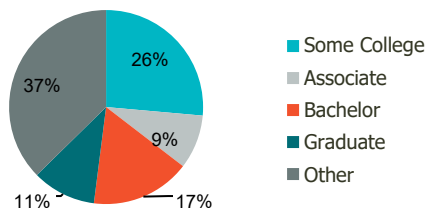
116660-Bell Camino Center Sun City, AZ	1.00 Mile Radius	3.00 Mile Radius	5.00 Mile Radius	10.00 Mile Radius
---	---------------------	---------------------	---------------------	----------------------

### Demographics (2022)

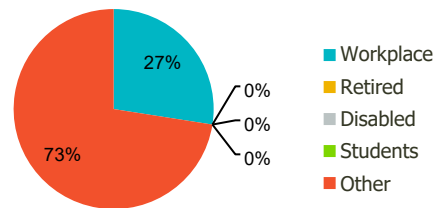
Current Population	8,933	92,385	261,094	898,407
Total Daytime Pop	10,434	95,041	259,178	860,713
Workplace Pop	2,740	26,116	77,128	252,497
Average Household Income	\$60,452	\$68,860	\$79,326	\$88,220
Median Household Income	\$52,915	\$54,773	\$62,469	\$70,434
Total Housing Units	5,051	44,234	110,473	334,401
Median Home Value	\$600,325	\$598,422	\$649,549	\$708,103
Bachelors Degree	17.3%	16.6%	17.9%	18.1%
Graduate Degree	10.2%	10.6%	10.6%	10.6%

### Projections (2027)

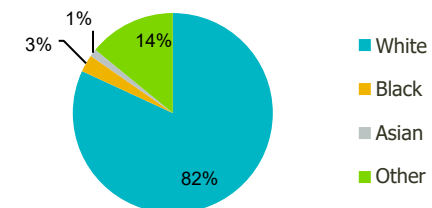
Projected Population	9,341	94,228	270,447	959,133
Projected 5 Year Pop Growth	0.9%	0.4%	0.7%	1.3%
Projected Households	5,237	44,952	113,713	354,357
Projected 5 Year Household Growth	0.7%	0.3%	0.6%	1.2%



Education (3-Mile)



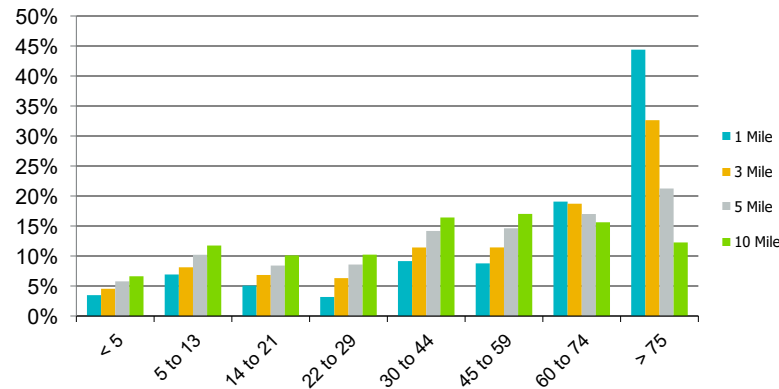
Daytime Population (3-Mile)



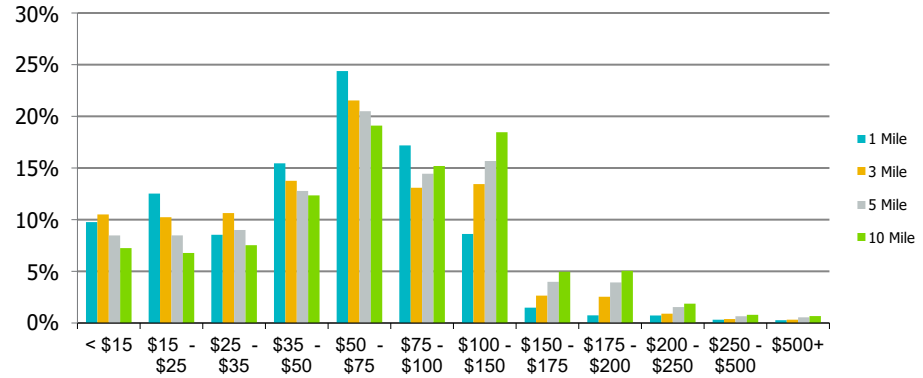
Ethnicity (3-Mile)

This report was produced using data from private and government sources deemed to be reliable and is herein provided without representation or warranty.

### Population by Age Range



### Household Income by Income Range (\$000)



	1.00 Mile Radius	3.00 Mile Radius	5.00 Mile Radius	10.00 Mile Radius
--	------------------	------------------	------------------	-------------------

116660-Bell Camino Center Sun City, AZ				
	1.00 Mile Radius	3.00 Mile Radius	5.00 Mile Radius	10.00 Mile Radius
<b>Population</b>				
Current Estimated Population	8,933	92,385	261,094	898,407
2010 Census Population	7,957	83,855	230,991	754,005
2000 Census Population	6,600	72,761	167,035	556,506
Historical Annual Growth 2000 to 2010	1.89%	1.43%	3.29%	3.08%
Estimated Annual Growth 2010 to 2022	0.91%	0.76%	0.97%	1.38%
Projected Annual Growth 2022 to 2027	0.90%	0.40%	0.71%	1.32%
<b>Households</b>				
Current Estimated Households	5,051	44,234	110,473	334,401
2010 Census Households	4,530	40,647	98,943	284,775
2000 Census Households	4,090	35,498	74,573	212,412
Historical Annual Growth 2000 to 2010	1.0%	1.4%	2.9%	3.0%
Estimated Annual Growth 2010 to 2022	0.9%	0.7%	0.9%	1.3%
Projected Annual Growth 2022 to 2027	0.7%	0.3%	0.6%	1.2%
Population per Household	1.7	2.1	2.3	2.7
<b>Ethnicity</b>				
White	92.3%	81.9%	80.4%	75.7%
Black or African American	2.6%	2.8%	3.6%	4.5%
Asian & Pacific Islander	0.9%	1.2%	2.7%	3.8%
Other Races	4.2%	14.1%	13.3%	16.0%
Hispanic or Latino Population	6.7%	21.1%	20.0%	25.3%
Non Hispanic or Latino Population	93.3%	78.9%	80.0%	74.7%

This report was produced using data from private and government sources deemed to be reliable and is herein provided without representation or warranty.