

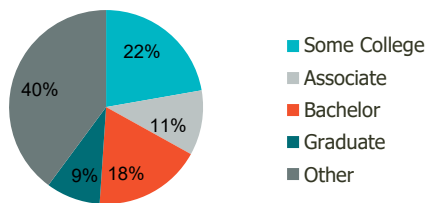
101240-Center at Missouri Avenue Largo, FL	1.00 Mile Radius	3.00 Mile Radius	5.00 Mile Radius	10.00 Mile Radius
---	---------------------	---------------------	---------------------	----------------------

Demographics (2022)

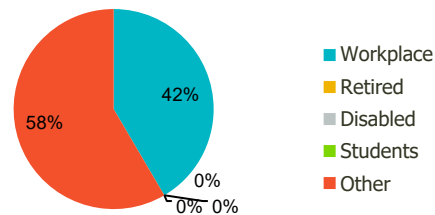
Current Population	16,460	110,897	244,753	567,643
Total Daytime Pop	16,622	105,788	251,443	642,667
Workplace Pop	6,877	43,947	107,955	266,024
Average Household Income	\$64,255	\$74,908	\$80,725	\$82,640
Median Household Income	\$47,469	\$53,495	\$57,432	\$59,450
Total Housing Units	7,546	50,697	110,751	258,306
Median Home Value	\$341,367	\$464,398	\$504,249	\$520,467
Bachelors Degree	17.1%	18.0%	18.9%	20.4%
Graduate Degree	6.7%	9.1%	10.0%	10.7%

Projections (2027)

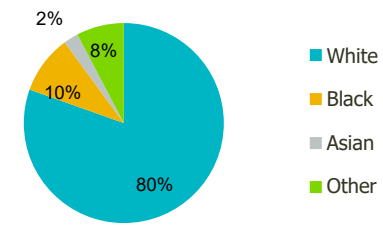
Projected Population	16,211	110,859	244,469	565,399
Projected 5 Year Pop Growth	-0.3%	0.0%	0.0%	-0.1%
Projected Households	7,430	50,604	110,530	257,241
Projected 5 Year Household Growth	-0.3%	0.0%	0.0%	-0.1%



Education (3-Mile)



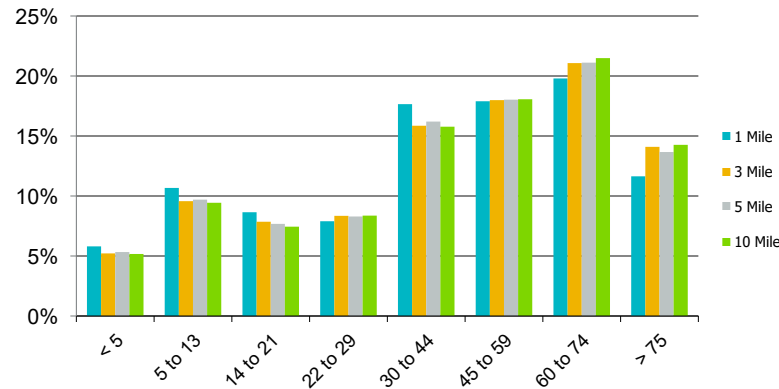
Daytime Population (3-Mile)



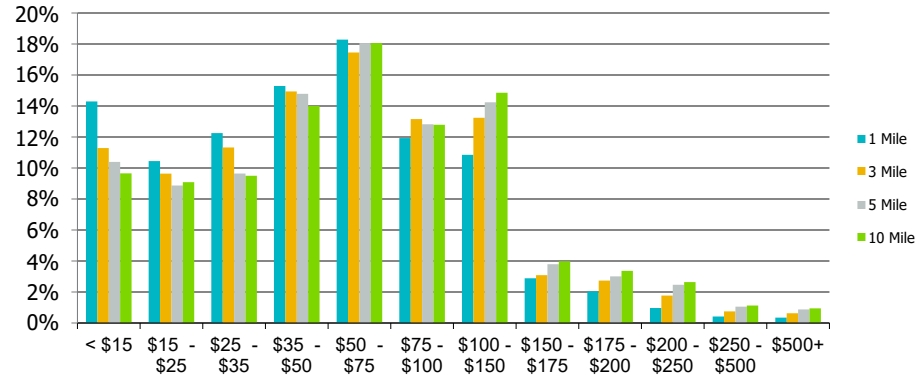
Ethnicity (3-Mile)

This report was produced using data from private and government sources deemed to be reliable and is herein provided without representation or warranty.

Population by Age Range



Household Income by Income Range (\$000)



	101240-Center at Missouri Avenue Largo, FL	1.00 Mile Radius	3.00 Mile Radius	5.00 Mile Radius	10.00 Mile Radius
--	---	-----------------------------	-----------------------------	-----------------------------	------------------------------

Population	Current Estimated Population	16,460	110,897	244,753	567,643
	2010 Census Population	16,187	104,793	234,403	544,023
	2000 Census Population	15,099	102,327	233,056	545,585
	Historical Annual Growth 2000 to 2010	0.70%	0.24%	0.06%	-0.03%
	Estimated Annual Growth 2010 to 2022	0.13%	0.44%	0.34%	0.33%
	Projected Annual Growth 2022 to 2027	-0.30%	-0.01%	-0.02%	-0.08%
Households	Current Estimated Households	7,546	50,697	110,751	258,306
	2010 Census Households	7,403	48,163	106,566	247,933
	2000 Census Households	7,217	47,303	105,263	247,679
	Historical Annual Growth 2000 to 2010	0.3%	0.2%	0.1%	0.0%
	Estimated Annual Growth 2010 to 2022	0.2%	0.4%	0.3%	0.3%
	Projected Annual Growth 2022 to 2027	-0.3%	0.0%	0.0%	-0.1%
	Population per Household	2.2	2.2	2.2	2.2
Ethnicity	White	77.6%	80.4%	81.2%	83.4%
	Black or African American	9.8%	9.5%	8.9%	6.6%
	Asian & Pacific Islander	2.4%	2.4%	2.8%	3.5%
	Other Races	10.2%	7.7%	7.1%	6.6%
	Hispanic or Latino Population	15.2%	11.7%	11.8%	10.3%
	Non Hispanic or Latino Population	84.8%	88.3%	88.2%	89.7%

This report was produced using data from private and government sources deemed to be reliable and is herein provided without representation or warranty.