

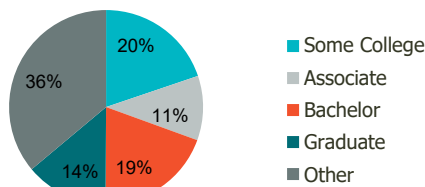
111500-Oakwood Plaza North & South Hollywood, FL	1.00 Mile Radius	3.00 Mile Radius	5.00 Mile Radius	10.00 Mile Radius
---	---------------------	---------------------	---------------------	----------------------

Demographics (2022)

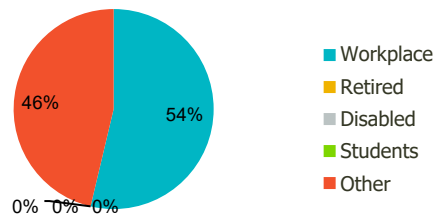
Current Population	12,678	115,087	310,498	1,209,116
Total Daytime Pop	14,969	136,065	332,758	1,263,679
Workplace Pop	8,547	73,081	166,601	505,680
Average Household Income	\$72,969	\$85,575	\$84,768	\$89,053
Median Household Income	\$51,166	\$57,983	\$58,813	\$61,526
Total Housing Units	4,981	49,844	130,182	474,916
Median Home Value	\$626,434	\$712,929	\$657,474	\$650,350
Bachelors Degree	16.3%	19.5%	18.3%	18.9%
Graduate Degree	11.1%	13.8%	11.8%	11.9%

Projections (2027)

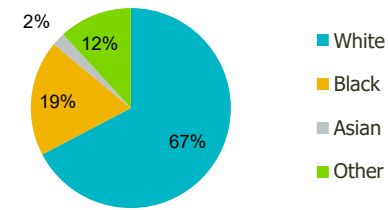
Projected Population	12,824	115,112	312,455	1,235,216
Projected 5 Year Pop Growth	0.2%	0.0%	0.1%	0.4%
Projected Households	5,033	49,857	131,176	486,966
Projected 5 Year Household Growth	0.2%	0.0%	0.2%	0.5%



Education (3-Mile)



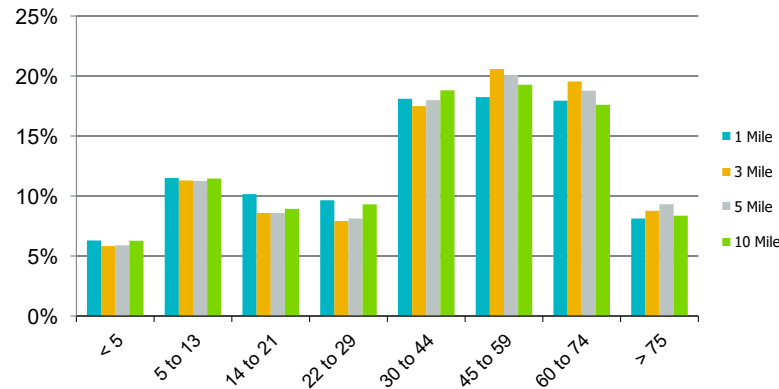
Daytime Population (3-Mile)



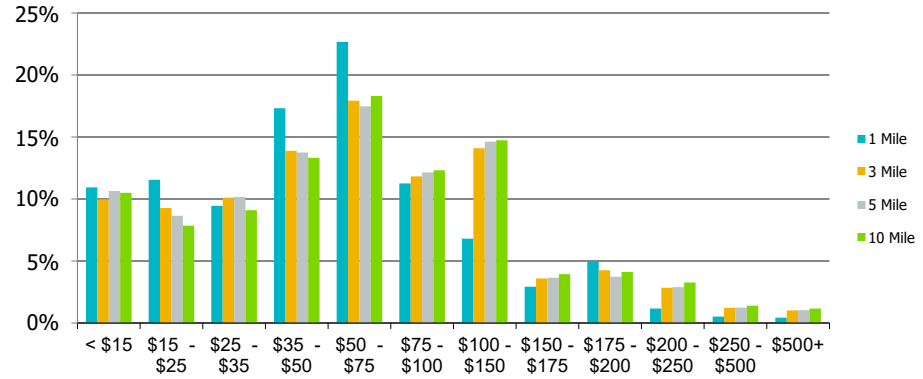
Ethnicity (3-Mile)

This report was produced using data from private and government sources deemed to be reliable and is herein provided without representation or warranty.

Population by Age Range



Household Income by Income Range (\$000)



	1.00 Mile Radius	3.00 Mile Radius	5.00 Mile Radius	10.00 Mile Radius
--	-------------------------	-------------------------	-------------------------	--------------------------

111500-Oakwood Plaza North & Hollywood, FL				
	1.00 Mile Radius	3.00 Mile Radius	5.00 Mile Radius	10.00 Mile Radius
Population				
Current Estimated Population	12,678	115,087	310,498	1,209,116
2010 Census Population	11,244	109,843	290,847	1,114,623
2000 Census Population	11,311	106,002	281,653	1,060,399
Historical Annual Growth 2000 to 2010	-0.06%	0.36%	0.32%	0.50%
Estimated Annual Growth 2010 to 2022	0.95%	0.37%	0.51%	0.64%
Projected Annual Growth 2022 to 2027	0.23%	0.00%	0.13%	0.43%
Households				
Current Estimated Households	4,981	49,844	130,182	474,916
2010 Census Households	4,429	47,607	121,377	434,832
2000 Census Households	4,409	46,606	121,402	418,525
Historical Annual Growth 2000 to 2010	0.0%	0.2%	0.0%	0.4%
Estimated Annual Growth 2010 to 2022	0.9%	0.4%	0.6%	0.7%
Projected Annual Growth 2022 to 2027	0.2%	0.0%	0.2%	0.5%
Population per Household	2.5	2.3	2.4	2.5
Ethnicity				
White	47.7%	67.3%	64.3%	50.4%
Black or African American	42.4%	18.7%	19.9%	36.5%
Asian & Pacific Islander	1.4%	2.2%	2.3%	2.4%
Other Races	8.4%	11.8%	13.5%	10.6%
Hispanic or Latino Population	24.5%	30.6%	35.3%	28.1%
Non Hispanic or Latino Population	75.5%	69.4%	64.7%	71.9%

This report was produced using data from private and government sources deemed to be reliable and is herein provided without representation or warranty.