

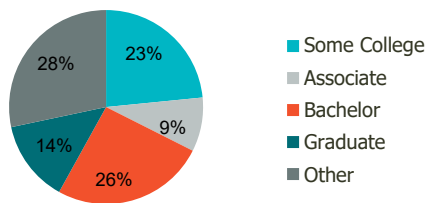
117670-Jantzen Beach Center Portland, OR	1.00 Mile Radius	3.00 Mile Radius	5.00 Mile Radius	10.00 Mile Radius
---	---------------------	---------------------	---------------------	----------------------

## Demographics (2022)

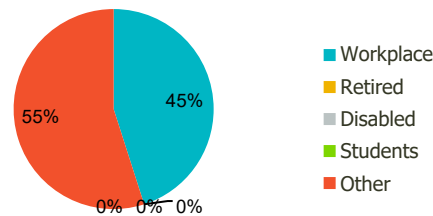
Current Population	3,492	75,993	214,175	953,160
Total Daytime Pop	7,075	100,577	246,874	1,098,959
Workplace Pop	5,218	45,325	111,989	490,282
Average Household Income	\$97,666	\$91,405	\$99,986	\$110,725
Median Household Income	\$78,084	\$69,365	\$77,086	\$82,697
Total Housing Units	2,020	32,058	88,534	400,471
Median Home Value	\$437,203	\$613,236	\$658,132	\$705,334
Bachelors Degree	18.0%	25.6%	27.5%	28.7%
Graduate Degree	15.5%	13.6%	16.2%	19.1%

## Projections (2027)

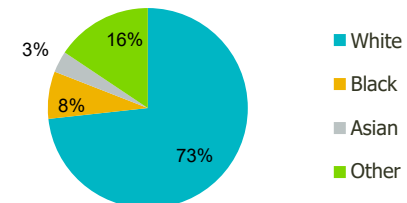
Projected Population	3,881	79,429	223,017	1,004,337
Projected 5 Year Pop Growth	2.1%	0.9%	0.8%	1.1%
Projected Households	2,253	33,642	92,438	423,286
Projected 5 Year Household Growth	2.2%	1.0%	0.9%	1.1%



Education (3-Mile)



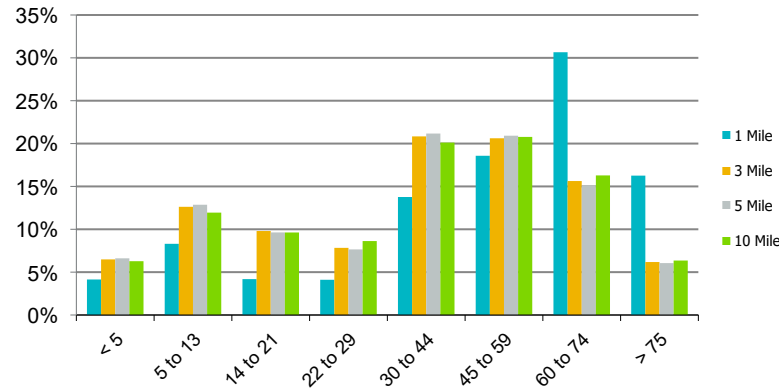
Daytime Population (3-Mile)



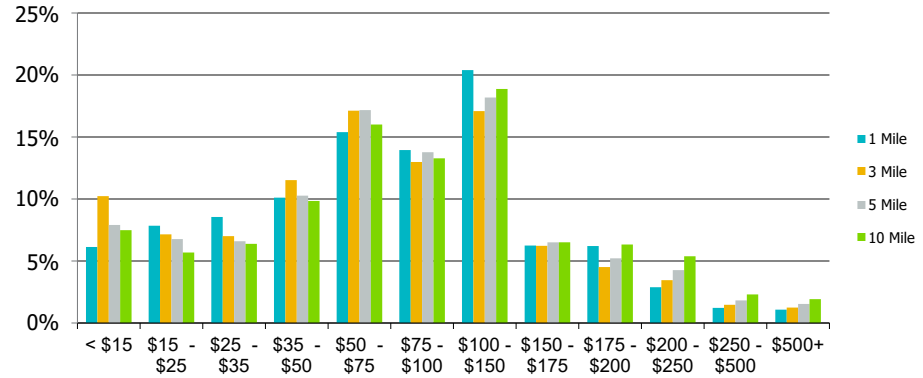
Ethnicity (3-Mile)

This report was produced using data from private and government sources deemed to be reliable and is herein provided without representation or warranty.

### Population by Age Range



### Household Income by Income Range (\$000)



	1.00 Mile Radius	3.00 Mile Radius	5.00 Mile Radius	10.00 Mile Radius
--	------------------	------------------	------------------	-------------------

117670-Jantzen Beach Center Portland, OR					
	1.00 Mile Radius	3.00 Mile Radius	5.00 Mile Radius	10.00 Mile Radius	
<b>Population</b>	Current Estimated Population	3,492	75,993	214,175	953,160
	2010 Census Population	2,601	66,746	187,296	822,189
	2000 Census Population	2,211	61,305	175,968	728,739
	Historical Annual Growth 2000 to 2010	1.64%	0.85%	0.63%	1.21%
	Estimated Annual Growth 2010 to 2022	2.34%	1.02%	1.06%	1.17%
	Projected Annual Growth 2022 to 2027	2.13%	0.89%	0.81%	1.05%
<b>Households</b>	Current Estimated Households	2,020	32,058	88,534	400,471
	2010 Census Households	1,474	27,685	76,705	344,065
	2000 Census Households	1,274	24,956	69,556	300,881
	Historical Annual Growth 2000 to 2010	1.5%	1.0%	1.0%	1.4%
	Estimated Annual Growth 2010 to 2022	2.5%	1.2%	1.1%	1.2%
	Projected Annual Growth 2022 to 2027	2.2%	1.0%	0.9%	1.1%
Population per Household	1.7	2.3	2.4	2.3	
<b>Ethnicity</b>	White	80.9%	73.3%	74.3%	77.2%
	Black or African American	2.2%	7.7%	8.4%	4.3%
	Asian & Pacific Islander	2.8%	3.5%	3.5%	7.6%
	Other Races	14.1%	15.6%	13.8%	11.0%
	Hispanic or Latino Population	11.4%	13.2%	12.1%	9.4%
	Non Hispanic or Latino Population	88.6%	86.8%	87.9%	90.6%

This report was produced using data from private and government sources deemed to be reliable and is herein provided without representation or warranty.