

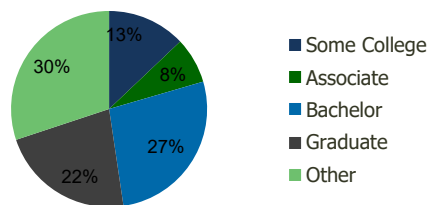
1761-Jericho Atrium Jericho, NY	1.00 Mile Radius	3.00 Mile Radius	5.00 Mile Radius	10.00 Mile Radius
------------------------------------	---------------------	---------------------	---------------------	----------------------

Demographics (2018)

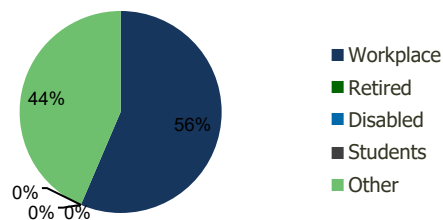
Current Population	11,282	101,332	244,764	1,162,126
Total Daytime Pop	20,983	151,004	355,810	1,462,158
Workplace Pop	13,885	85,221	183,827	719,496
Average Household Income	\$202,720	\$164,327	\$159,111	\$141,732
Median Household Income	\$145,116	\$124,177	\$119,083	\$107,308
Total Housing Units	3,919	31,358	78,545	382,048
Median Home Value	\$909,301	\$670,260	\$644,243	\$632,898
Bachelors Degree	35.0%	27.2%	25.9%	24.1%
Graduate Degree	32.9%	22.3%	21.6%	19.8%

Projections (2023)

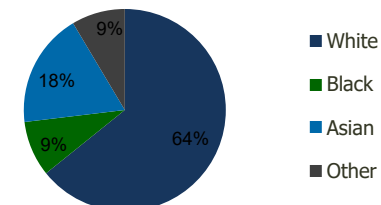
Projected Population	11,169	100,699	242,985	1,159,701
Projected 5 Year Pop Growth	-0.2%	-0.1%	-0.1%	0.0%
Projected Households	3,877	31,123	77,915	381,339
Projected 5 Year Household Growth	-0.2%	-0.2%	-0.2%	0.0%



Education (3-Mile)



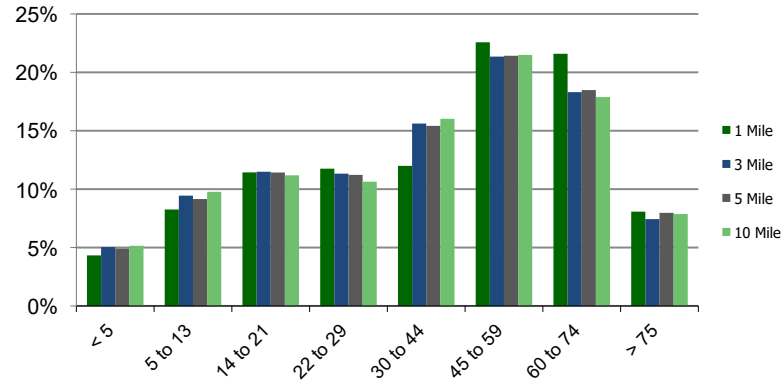
Daytime Population (3-Mile)



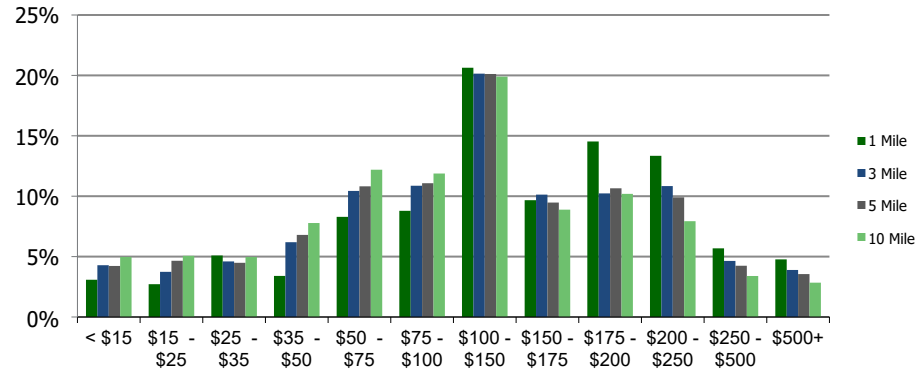
Ethnicity (3-Mile)

This report was produced using data from private and government sources deemed to be reliable and is herein provided without representation or warranty.

Population by Age Range



Household Income by Income Range (\$000)



1761-Jericho Atrium Jericho, NY	1.00 Mile Radius	3.00 Mile Radius	5.00 Mile Radius	10.00 Mile Radius
---	-------------------------	-------------------------	-------------------------	--------------------------

Population	Current Estimated Population	11,282	101,332	244,764	1,162,126
	2010 Census Population	11,248	100,711	243,174	1,153,383
	2000 Census Population	10,964	97,852	238,694	1,136,843
	Historical Annual Growth 2000 to 2010	0.26%	0.29%	0.19%	0.14%
	Estimated Annual Growth 2010 to 2012	0.04%	0.07%	0.07%	0.09%
	Projected Annual Growth 2012 to 2018	-0.20%	-0.13%	-0.15%	-0.04%
Households	Current Estimated Households	3,919	31,358	78,545	382,048
	2010 Census Households	3,917	31,218	78,018	378,553
	2000 Census Households	3,907	31,534	77,032	373,686
	Historical Annual Growth 2000 to 2010	0.0%	-0.1%	0.1%	0.1%
	Estimated Annual Growth 2010 to 2012	0.0%	0.1%	0.1%	0.1%
	Projected Annual Growth 2012 to 2018	-0.2%	-0.2%	-0.2%	0.0%
	Population per Household	2.9	3.2	3.0	3.0
Ethnicity	White	66.9%	64.2%	73.6%	71.0%
	Black or African American	2.6%	8.9%	5.8%	11.1%
	Asian & Pacific Islander	27.6%	18.3%	13.2%	8.6%
	Other Races	2.8%	8.6%	7.4%	9.4%
	Hispanic or Latino Population	4.1%	13.8%	12.9%	15.8%
	Non Hispanic or Latino Population	95.9%	86.2%	87.1%	84.2%

This report was produced using data from private and government sources deemed to be reliable and is herein provided without representation or warranty.