

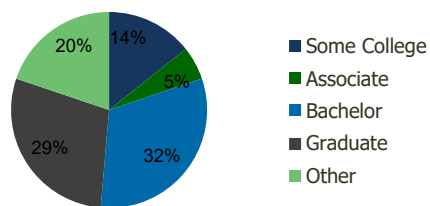
117650-Plaza Del Prado Glenview, IL	1.00 Mile Radius	3.00 Mile Radius	5.00 Mile Radius	10.00 Mile Radius
--	---------------------	---------------------	---------------------	----------------------

## Demographics (2020)

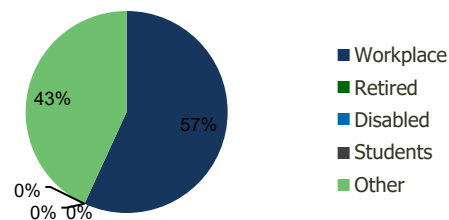
Current Population	11,110	80,726	244,629	970,345
Total Daytime Pop	11,912	122,969	414,895	1,582,333
Workplace Pop	4,604	69,911	240,268	955,383
Average Household Income	\$170,916	\$152,124	\$140,040	\$133,038
Median Household Income	\$133,219	\$102,905	\$91,665	\$89,831
Total Housing Units	4,318	30,821	93,199	370,802
Median Home Value	\$675,387	\$565,702	\$443,970	\$407,235
Bachelors Degree	34.5%	31.6%	30.5%	30.1%
Graduate Degree	38.0%	28.8%	24.5%	23.4%

## Projections (2025)

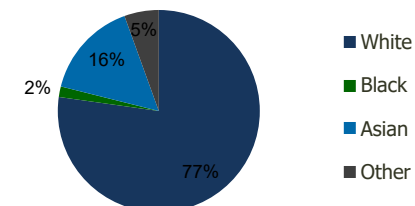
Projected Population	11,071	80,201	242,824	961,245
Projected 5 Year Pop Growth	-0.1%	-0.1%	-0.1%	-0.2%
Projected Households	4,306	30,625	92,497	367,272
Projected 5 Year Household Growth	-0.1%	-0.1%	-0.2%	-0.2%



Education (3-Mile)



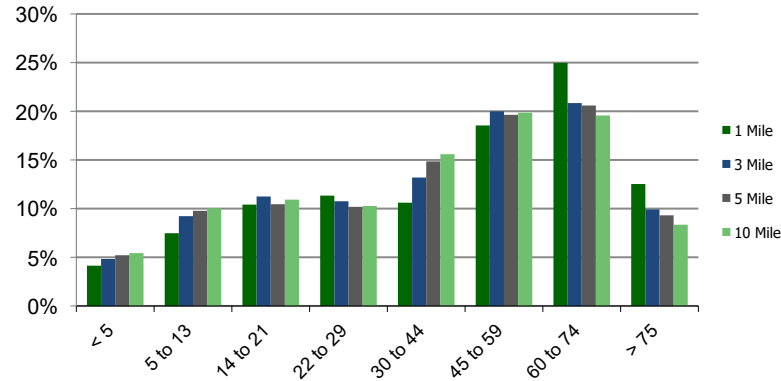
Daytime Population (3-Mile)



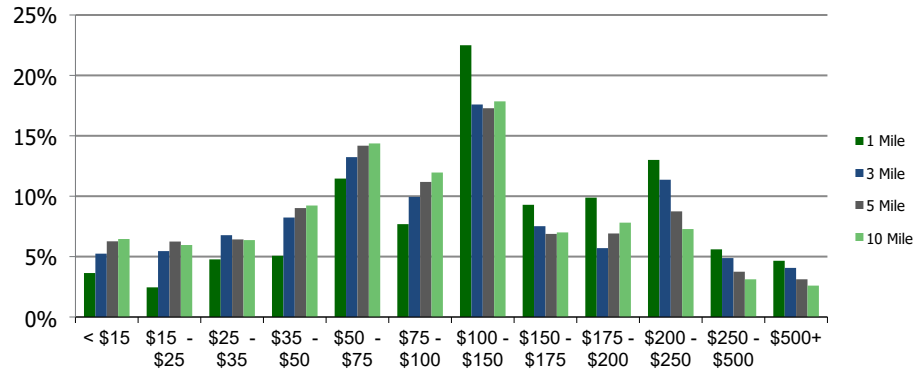
Ethnicity (3-Mile)

This report was produced using data from private and government sources deemed to be reliable and is herein provided without representation or warranty.

**Population by Age Range**



**Household Income by Income Range (\$000)**



<b>117650-Plaza Del Prado</b> Glenview, IL	<b>1.00 Mile Radius</b>	<b>3.00 Mile Radius</b>	<b>5.00 Mile Radius</b>	<b>10.00 Mile Radius</b>
---	-------------------------	-------------------------	-------------------------	--------------------------

<b>Population</b>	Current Estimated Population	11,110	80,726	244,629	970,345
	2010 Census Population	11,005	81,412	246,413	988,674
	2000 Census Population	11,022	79,734	244,292	987,348
	Historical Annual Growth 2000 to 2010	-0.01%	0.21%	0.09%	0.01%
	Estimated Annual Growth 2010 to 2020	0.09%	-0.08%	-0.07%	-0.17%
	Projected Annual Growth 2020 to 2025	-0.07%	-0.13%	-0.15%	-0.19%
<b>Households</b>	Current Estimated Households	4,318	30,821	93,199	370,802
	2010 Census Households	4,255	31,065	93,670	377,594
	2000 Census Households	3,888	29,421	91,324	374,555
	Historical Annual Growth 2000 to 2010	0.9%	0.5%	0.3%	0.1%
	Estimated Annual Growth 2010 to 2020	0.1%	-0.1%	0.0%	-0.2%
	Projected Annual Growth 2020 to 2025	-0.1%	-0.1%	-0.2%	-0.2%
	Population per Household	2.6	2.6	2.6	2.6
<b>Ethnicity</b>	White	77.4%	77.2%	75.5%	77.3%
	Black or African American	0.5%	1.7%	2.1%	3.2%
	Asian & Pacific Islander	20.5%	15.6%	16.1%	12.5%
	Other Races	1.6%	5.5%	6.3%	6.9%
	Hispanic or Latino Population	2.4%	10.2%	11.4%	12.2%
	Non Hispanic or Latino Population	97.6%	89.8%	88.6%	87.8%

This report was produced using data from private and government sources deemed to be reliable and is herein provided without representation or warranty.