

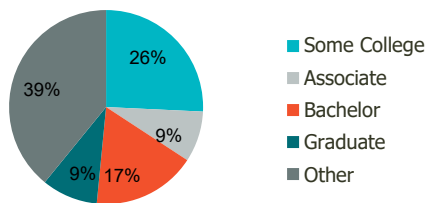
111780-Mesa Riverview Mesa, AZ	1.00 Mile Radius	3.00 Mile Radius	5.00 Mile Radius	10.00 Mile Radius
-----------------------------------	---------------------	---------------------	---------------------	----------------------

Demographics (2022)

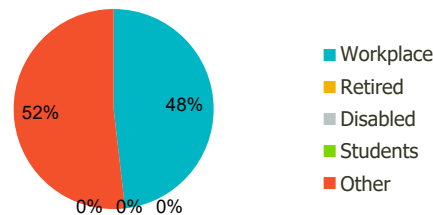
Current Population	11,787	132,350	353,990	1,111,640
Total Daytime Pop	8,695	151,715	536,973	1,624,054
Workplace Pop	2,062	73,089	208,671	778,098
Average Household Income	\$86,250	\$64,150	\$77,317	\$95,558
Median Household Income	\$62,012	\$50,096	\$59,519	\$69,670
Total Housing Units	4,731	53,827	137,675	438,620
Median Home Value	\$605,106	\$510,010	\$699,262	\$792,206
Bachelors Degree	19.4%	17.3%	21.9%	23.9%
Graduate Degree	9.3%	9.3%	11.7%	13.8%

Projections (2027)

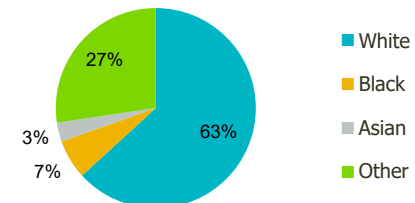
Projected Population	12,293	138,411	368,733	1,150,967
Projected 5 Year Pop Growth	0.8%	0.9%	0.8%	0.7%
Projected Households	4,928	56,410	144,266	454,544
Projected 5 Year Household Growth	0.8%	0.9%	0.9%	0.7%



Education (3-Mile)



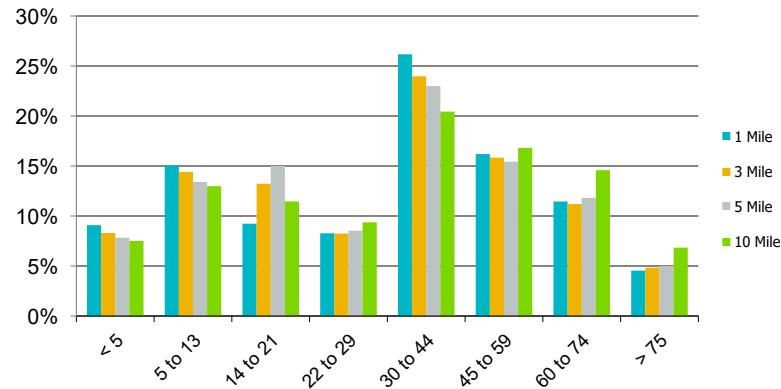
Daytime Population (3-Mile)



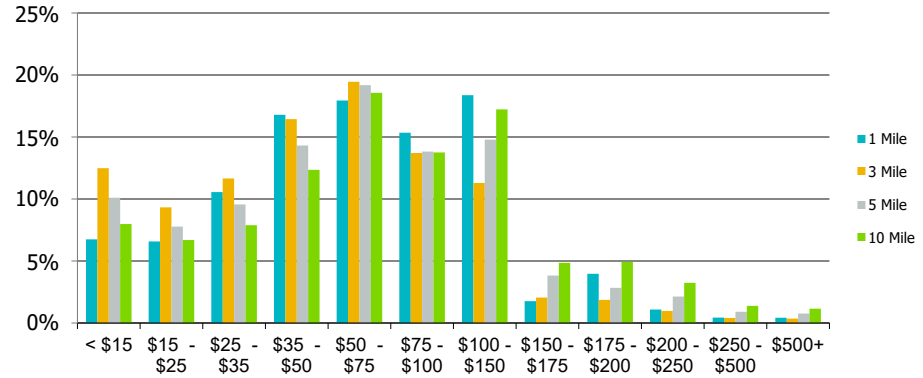
Ethnicity (3-Mile)

This report was produced using data from private and government sources deemed to be reliable and is herein provided without representation or warranty.

Population by Age Range



Household Income by Income Range (\$000)



	111780-Mesa Riverview Mesa, AZ	1.00 Mile Radius	3.00 Mile Radius	5.00 Mile Radius	10.00 Mile Radius
--	-----------------------------------	---------------------	---------------------	---------------------	----------------------

Population	Current Estimated Population	11,787	132,350	353,990	1,111,640
	2010 Census Population	10,000	114,956	312,177	988,982
	2000 Census Population	10,494	120,298	322,819	1,004,186
	Historical Annual Growth 2000 to 2010	-0.48%	-0.45%	-0.33%	-0.15%
	Estimated Annual Growth 2010 to 2022	1.30%	1.11%	0.99%	0.92%
	Projected Annual Growth 2022 to 2027	0.84%	0.90%	0.82%	0.70%
Households	Current Estimated Households	4,731	53,827	137,675	438,620
	2010 Census Households	4,024	46,773	119,891	389,792
	2000 Census Households	4,068	47,933	123,300	380,398
	Historical Annual Growth 2000 to 2010	-0.1%	-0.2%	-0.3%	0.2%
	Estimated Annual Growth 2010 to 2022	1.3%	1.1%	1.1%	0.9%
	Projected Annual Growth 2022 to 2027	0.8%	0.9%	0.9%	0.7%
	Population per Household	2.5	2.4	2.5	2.5
Ethnicity	White	68.9%	63.2%	68.6%	71.8%
	Black or African American	3.6%	6.4%	5.0%	5.3%
	Asian & Pacific Islander	3.2%	3.1%	3.9%	4.0%
	Other Races	24.2%	27.3%	22.6%	18.9%
	Hispanic or Latino Population	32.2%	37.9%	32.1%	27.9%
	Non Hispanic or Latino Population	67.8%	62.1%	67.9%	72.1%

This report was produced using data from private and government sources deemed to be reliable and is herein provided without representation or warranty.