

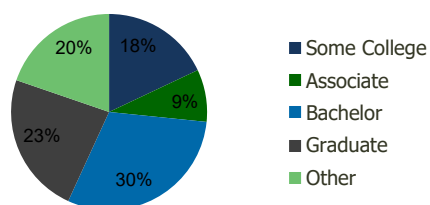
115330-Tanasbourne Village Hillsboro, OR	1.00 Mile Radius	3.00 Mile Radius	5.00 Mile Radius	10.00 Mile Radius
---	---------------------	---------------------	---------------------	----------------------

## Demographics (2020)

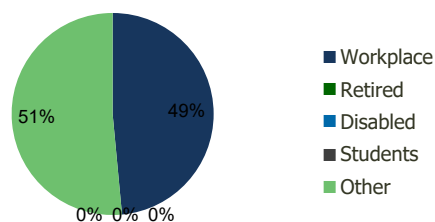
Current Population	22,964	150,854	294,905	708,311
Total Daytime Pop	39,806	143,715	291,340	924,832
Workplace Pop	26,901	69,727	138,486	466,657
Average Household Income	\$91,180	\$111,206	\$111,301	\$108,568
Median Household Income	\$76,720	\$89,263	\$86,499	\$82,403
Total Housing Units	10,066	58,832	111,903	291,366
Median Home Value	\$484,731	\$534,699	\$534,386	\$565,480
Bachelors Degree	29.9%	30.2%	27.9%	30.0%
Graduate Degree	20.5%	23.4%	20.0%	20.5%

## Projections (2025)

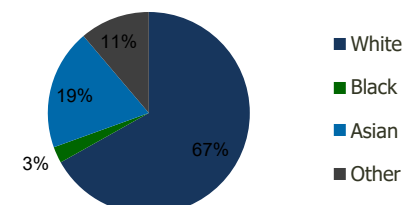
Projected Population	25,997	171,801	327,471	771,093
Projected 5 Year Pop Growth	2.5%	2.6%	2.1%	1.7%
Projected Households	11,386	67,192	124,565	318,060
Projected 5 Year Household Growth	2.5%	2.7%	2.2%	1.8%



Education (3-Mile)



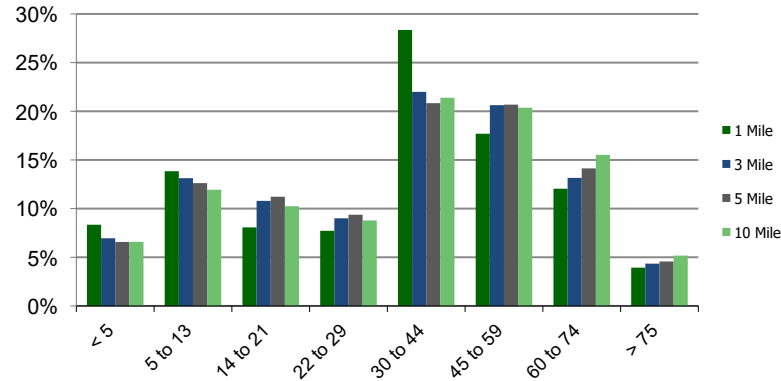
Daytime Population (3-Mile)



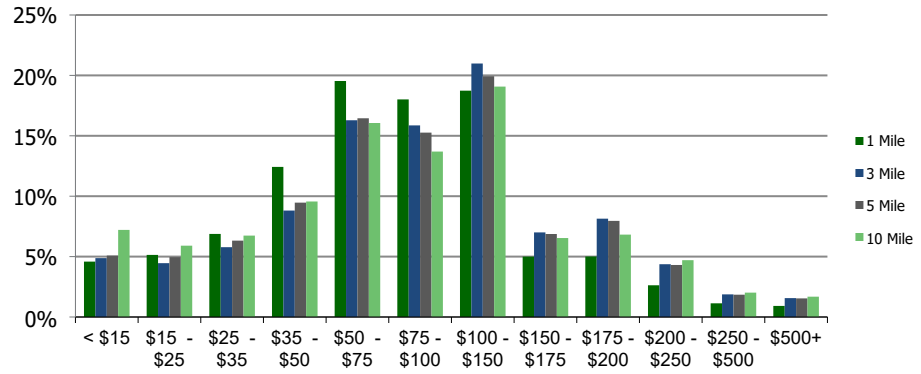
Ethnicity (3-Mile)

This report was produced using data from private and government sources deemed to be reliable and is herein provided without representation or warranty.

**Population by Age Range**



**Household Income by Income Range (\$000)**



<b>115330-Tanasbourne Village</b> Hillsboro, OR	<b>1.00 Mile Radius</b>	<b>3.00 Mile Radius</b>	<b>5.00 Mile Radius</b>	<b>10.00 Mile Radius</b>
--	-------------------------	-------------------------	-------------------------	--------------------------

<b>Population</b>	Current Estimated Population	22,964	150,854	294,905	708,311
	2010 Census Population	18,978	120,354	249,055	615,777
	2000 Census Population	16,902	94,748	202,847	525,124
	Historical Annual Growth 2000 to 2010	1.17%	2.42%	2.07%	1.61%
	Estimated Annual Growth 2010 to 2020	1.79%	2.12%	1.58%	1.31%
	Projected Annual Growth 2020 to 2025	2.51%	2.63%	2.12%	1.71%
<b>Households</b>	Current Estimated Households	10,066	58,832	111,903	291,366
	2010 Census Households	8,385	46,487	93,866	251,113
	2000 Census Households	7,500	36,437	76,592	212,924
	Historical Annual Growth 2000 to 2010	1.1%	2.5%	2.1%	1.7%
	Estimated Annual Growth 2010 to 2020	1.7%	2.2%	1.6%	1.4%
	Projected Annual Growth 2020 to 2025	2.5%	2.7%	2.2%	1.8%
	Population per Household	2.3	2.6	2.6	2.4
<b>Ethnicity</b>	White	69.1%	66.9%	70.4%	75.7%
	Black or African American	2.7%	2.6%	2.4%	3.2%
	Asian & Pacific Islander	16.1%	19.3%	14.6%	9.7%
	Other Races	12.2%	11.2%	12.6%	11.3%
	Hispanic or Latino Population	13.3%	12.8%	16.6%	14.1%
	Non Hispanic or Latino Population	86.7%	87.2%	83.4%	85.9%

This report was produced using data from private and government sources deemed to be reliable and is herein provided without representation or warranty.