

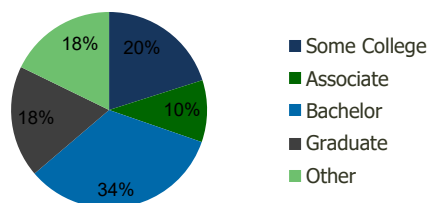
100140-Arbor Lakes Retail Center Maple Grove, MN	1.00 Mile Radius	3.00 Mile Radius	5.00 Mile Radius	10.00 Mile Radius
---	---------------------	---------------------	---------------------	----------------------

## Demographics (2020)

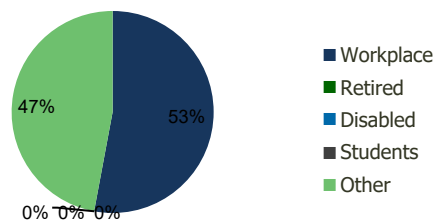
Current Population	8,040	63,057	183,557	628,976
Total Daytime Pop	18,656	96,450	220,345	756,158
Workplace Pop	13,835	51,058	103,696	383,736
Average Household Income	\$116,421	\$123,356	\$113,588	\$103,090
Median Household Income	\$89,249	\$99,302	\$87,859	\$78,193
Total Housing Units	3,469	24,500	69,701	241,704
Median Home Value	\$325,181	\$370,476	\$357,423	\$317,110
Bachelors Degree	35.9%	33.5%	29.6%	25.9%
Graduate Degree	16.3%	18.5%	15.9%	13.1%

## Projections (2025)

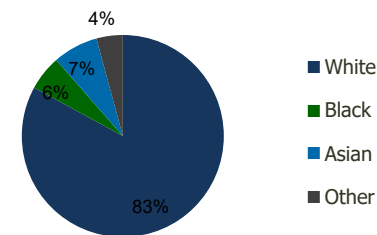
Projected Population	9,060	70,463	201,640	667,608
Projected 5 Year Pop Growth	2.4%	2.2%	1.9%	1.2%
Projected Households	3,908	27,434	76,617	256,469
Projected 5 Year Household Growth	2.4%	2.3%	1.9%	1.2%



Education (3-Mile)



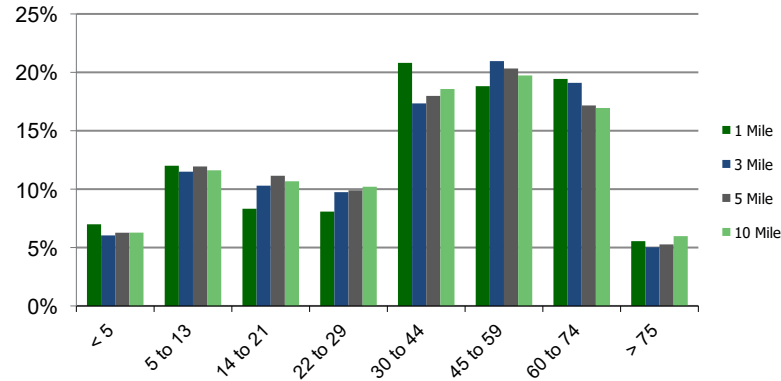
Daytime Population (3-Mile)



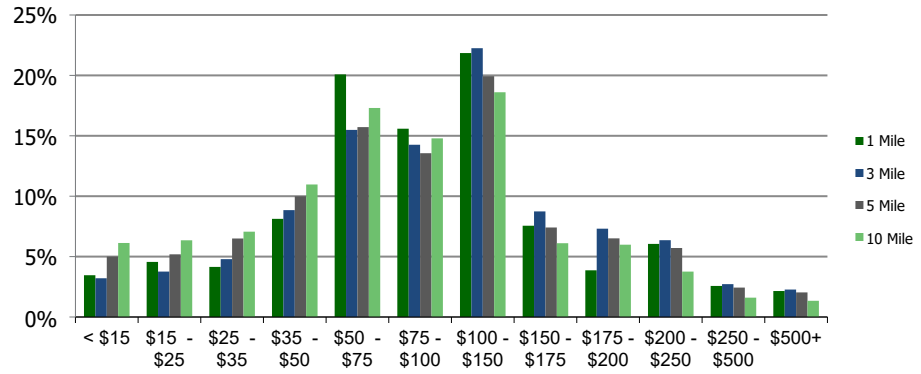
Ethnicity (3-Mile)

This report was produced using data from private and government sources deemed to be reliable and is herein provided without representation or warranty.

**Population by Age Range**



**Household Income by Income Range (\$000)**



<b>100140-Arbor Lakes Retail Center</b> Maple Grove, MN	1.00 Mile Radius	3.00 Mile Radius	5.00 Mile Radius	10.00 Mile Radius
--	------------------	------------------	------------------	-------------------

		1.00 Mile Radius	3.00 Mile Radius	5.00 Mile Radius	10.00 Mile Radius
<b>Population</b>	Current Estimated Population	8,040	63,057	183,557	628,976
	2010 Census Population	6,441	52,005	158,090	573,264
	2000 Census Population	6,028	45,578	140,162	551,752
	Historical Annual Growth 2000 to 2010	0.66%	1.33%	1.21%	0.38%
	Estimated Annual Growth 2010 to 2020	2.08%	1.81%	1.40%	0.87%
	Projected Annual Growth 2020 to 2025	2.42%	2.25%	1.90%	1.20%
<b>Households</b>	Current Estimated Households	3,469	24,500	69,701	241,704
	2010 Census Households	2,785	20,077	59,852	220,392
	2000 Census Households	2,480	16,244	52,074	207,839
	Historical Annual Growth 2000 to 2010	1.2%	2.1%	1.4%	0.6%
	Estimated Annual Growth 2010 to 2020	2.1%	1.9%	1.4%	0.9%
	Projected Annual Growth 2020 to 2025	2.4%	2.3%	1.9%	1.2%
	Population per Household	2.3	2.6	2.6	2.6
<b>Ethnicity</b>	White	84.5%	82.9%	71.8%	72.1%
	Black or African American	6.2%	5.6%	13.5%	13.8%
	Asian & Pacific Islander	5.9%	7.2%	9.4%	8.0%
	Other Races	3.4%	4.2%	5.3%	6.1%
	Hispanic or Latino Population	3.5%	2.9%	4.8%	5.2%
	Non Hispanic or Latino Population	96.5%	97.1%	95.2%	94.8%

This report was produced using data from private and government sources deemed to be reliable and is herein provided without representation or warranty.