

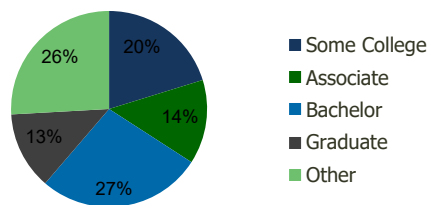
105740-Renaissance Centre Altamonte Springs, FL	1.00 Mile Radius	3.00 Mile Radius	5.00 Mile Radius	10.00 Mile Radius
--	---------------------	---------------------	---------------------	----------------------

Demographics (2020)

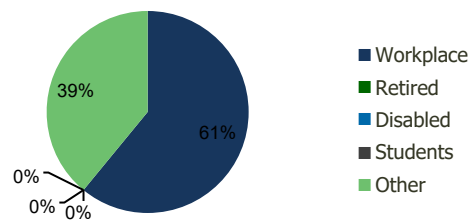
Current Population	16,176	95,676	239,883	788,765
Total Daytime Pop	28,438	143,046	295,871	1,003,425
Workplace Pop	21,165	87,183	161,967	466,176
Average Household Income	\$69,555	\$80,878	\$86,501	\$86,649
Median Household Income	\$55,038	\$60,123	\$62,363	\$61,419
Total Housing Units	7,812	41,610	99,681	314,087
Median Home Value	\$313,920	\$388,431	\$392,303	\$390,755
Bachelors Degree	27.0%	27.2%	25.5%	23.8%
Graduate Degree	11.2%	12.8%	12.4%	12.5%

Projections (2025)

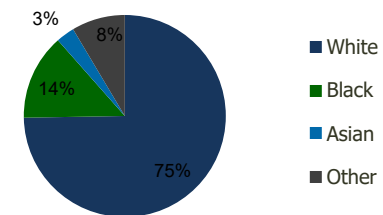
Projected Population	16,653	99,663	250,194	825,049
Projected 5 Year Pop Growth	0.6%	0.8%	0.8%	0.9%
Projected Households	8,048	43,351	104,022	329,351
Projected 5 Year Household Growth	0.6%	0.8%	0.9%	1.0%



Education (3-Mile)



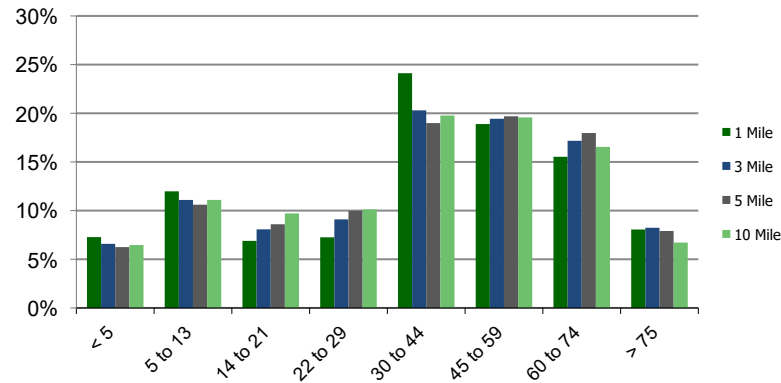
Daytime Population (3-Mile)



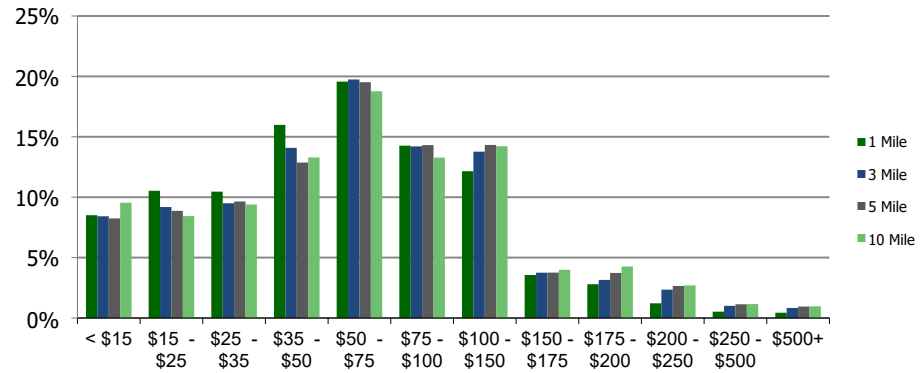
Ethnicity (3-Mile)

This report was produced using data from private and government sources deemed to be reliable and is herein provided without representation or warranty.

Population by Age Range



Household Income by Income Range (\$000)



105740-Renaissance Centre Altamonte Springs, FL	1.00 Mile Radius	3.00 Mile Radius	5.00 Mile Radius	10.00 Mile Radius
---	------------------	------------------	------------------	-------------------

Population	Current Estimated Population	16,176	95,676	239,883	788,765
	2010 Census Population	15,458	87,645	218,083	705,426
	2000 Census Population	16,016	86,811	217,019	654,115
	Historical Annual Growth 2000 to 2010	-0.35%	0.10%	0.05%	0.76%
	Estimated Annual Growth 2010 to 2020	0.42%	0.82%	0.89%	1.04%
	Projected Annual Growth 2020 to 2025	0.58%	0.82%	0.85%	0.90%
Households	Current Estimated Households	7,812	41,610	99,681	314,087
	2010 Census Households	7,466	38,159	90,600	279,540
	2000 Census Households	7,563	36,754	88,082	254,054
	Historical Annual Growth 2000 to 2010	-0.1%	0.4%	0.3%	1.0%
	Estimated Annual Growth 2010 to 2020	0.4%	0.8%	0.9%	1.1%
	Projected Annual Growth 2020 to 2025	0.6%	0.8%	0.9%	1.0%
	Population per Household	2.1	2.3	2.4	2.5
Ethnicity	White	73.2%	74.7%	76.3%	67.0%
	Black or African American	13.0%	13.8%	12.6%	20.9%
	Asian & Pacific Islander	3.2%	3.0%	3.3%	3.9%
	Other Races	10.6%	8.6%	7.8%	8.2%
	Hispanic or Latino Population	26.5%	22.2%	20.3%	20.7%
	Non Hispanic or Latino Population	73.5%	77.8%	79.7%	79.3%

This report was produced using data from private and government sources deemed to be reliable and is herein provided without representation or warranty.