

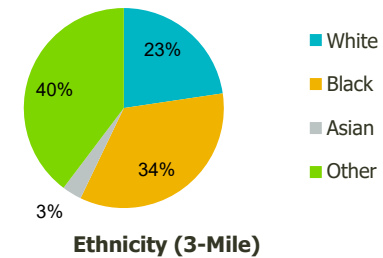
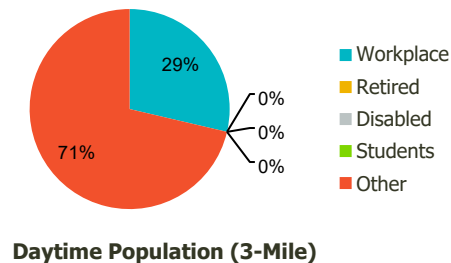
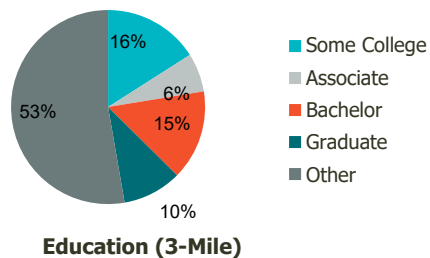
107500-Concourse Plaza Bronx, NY	1.00 Mile Radius	3.00 Mile Radius	5.00 Mile Radius	10.00 Mile Radius
-------------------------------------	---------------------	---------------------	---------------------	----------------------

## Demographics (2022)

Current Population	215,396	1,283,644	2,546,737	6,299,356
Total Daytime Pop	191,123	1,278,736	2,507,655	7,710,051
Workplace Pop	46,879	366,553	862,639	3,635,249
Average Household Income	\$53,449	\$71,770	\$114,420	\$125,892
Median Household Income	\$36,419	\$44,631	\$65,323	\$78,904
Total Housing Units	74,235	453,854	996,395	2,495,793
Median Home Value	\$398,898	\$599,275	\$755,299	\$727,546
Bachelors Degree	10.6%	15.0%	20.5%	23.9%
Graduate Degree	4.6%	9.9%	16.6%	17.7%

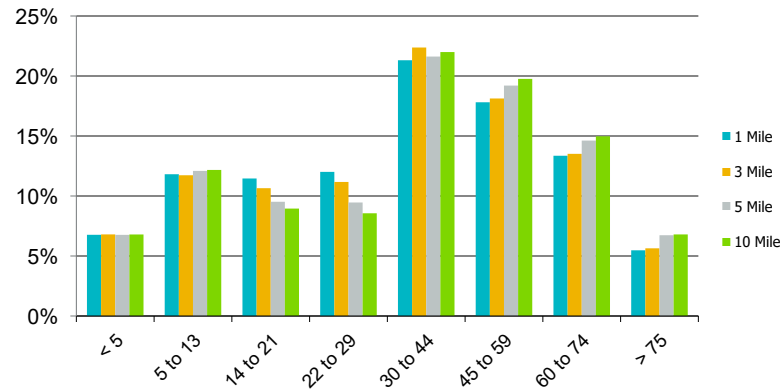
## Projections (2027)

Projected Population	221,457	1,301,639	2,576,055	6,415,704
Projected 5 Year Pop Growth	0.6%	0.3%	0.2%	0.4%
Projected Households	76,369	459,999	1,006,525	2,544,705
Projected 5 Year Household Growth	0.6%	0.3%	0.2%	0.4%

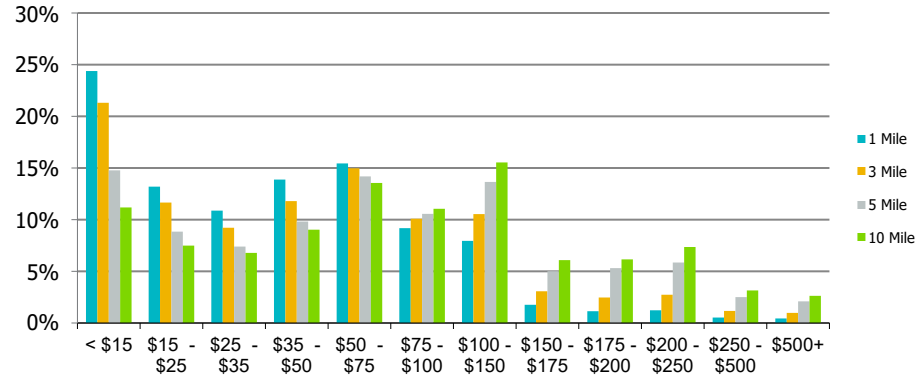


This report was produced using data from private and government sources deemed to be reliable and is herein provided without representation or warranty.

**Population by Age Range**



**Household Income by Income Range (\$000)**



	<b>107500-Concourse Plaza Bronx, NY</b>	<b>1.00 Mile Radius</b>	<b>3.00 Mile Radius</b>	<b>5.00 Mile Radius</b>	<b>10.00 Mile Radius</b>
--	---	-----------------------------	-----------------------------	-----------------------------	------------------------------

<b>Population</b>	Current Estimated Population	215,396	1,283,644	2,546,737	6,299,356
	2010 Census Population	205,680	1,256,073	2,513,484	6,084,275
	2000 Census Population	188,010	1,217,896	2,462,374	5,896,307
	Historical Annual Growth 2000 to 2010	0.90%	0.31%	0.21%	0.31%
	Estimated Annual Growth 2010 to 2022	0.36%	0.17%	0.10%	0.27%
	Projected Annual Growth 2022 to 2027	0.56%	0.28%	0.23%	0.37%
<b>Households</b>	Current Estimated Households	74,235	453,854	996,395	2,495,793
	2010 Census Households	70,935	443,859	987,914	2,412,670
	2000 Census Households	64,437	422,601	971,156	2,328,364
	Historical Annual Growth 2000 to 2010	1.0%	0.5%	0.2%	0.4%
	Estimated Annual Growth 2010 to 2022	0.4%	0.2%	0.1%	0.3%
	Projected Annual Growth 2022 to 2027	0.6%	0.3%	0.2%	0.4%
	Population per Household	2.9	2.7	2.5	2.5
<b>Ethnicity</b>	White	16.0%	22.7%	37.8%	44.7%
	Black or African American	43.3%	34.5%	23.8%	17.9%
	Asian & Pacific Islander	1.3%	3.2%	7.8%	13.9%
	Other Races	39.3%	39.7%	30.6%	23.5%
	Hispanic or Latino Population	59.5%	57.7%	45.3%	36.1%
	Non Hispanic or Latino Population	40.5%	42.3%	54.7%	63.9%

This report was produced using data from private and government sources deemed to be reliable and is herein provided without representation or warranty.