

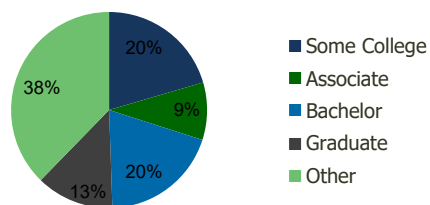
116950-Key Food - Central Avenue Valley Stream, NY	1.00 Mile Radius	3.00 Mile Radius	5.00 Mile Radius	10.00 Mile Radius
---	---------------------	---------------------	---------------------	----------------------

Demographics (2019)

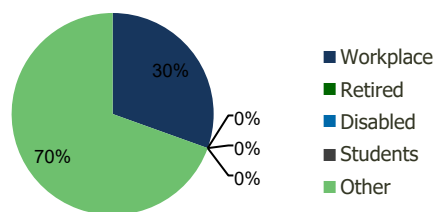
Current Population	34,796	341,836	820,366	2,861,892
Total Daytime Pop	23,659	244,883	731,463	2,640,107
Workplace Pop	6,595	74,652	288,454	973,081
Average Household Income	\$121,097	\$112,780	\$111,371	\$101,265
Median Household Income	\$108,923	\$95,009	\$86,868	\$74,900
Total Housing Units	10,383	108,799	266,769	962,647
Median Home Value	\$493,901	\$559,939	\$585,777	\$613,744
Bachelors Degree	22.5%	19.5%	19.9%	19.2%
Graduate Degree	13.3%	12.8%	14.0%	13.1%

Projections (2024)

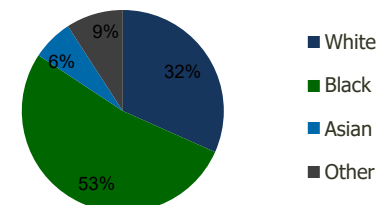
Projected Population	35,031	343,782	827,916	2,895,833
Projected 5 Year Pop Growth	0.1%	0.1%	0.2%	0.2%
Projected Households	10,458	109,443	269,391	974,881
Projected 5 Year Household Growth	0.1%	0.1%	0.2%	0.3%



Education (3-Mile)



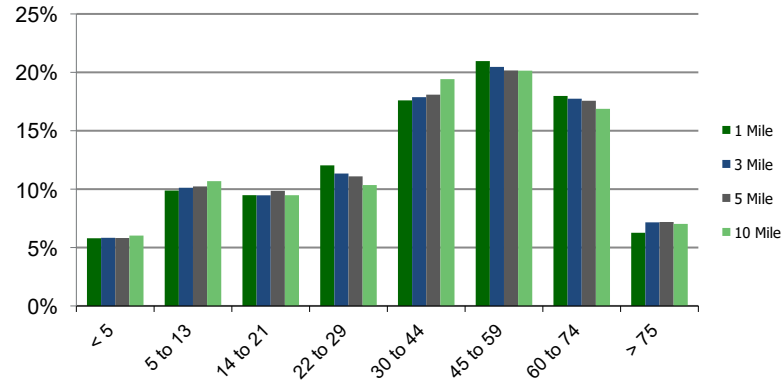
Daytime Population (3-Mile)



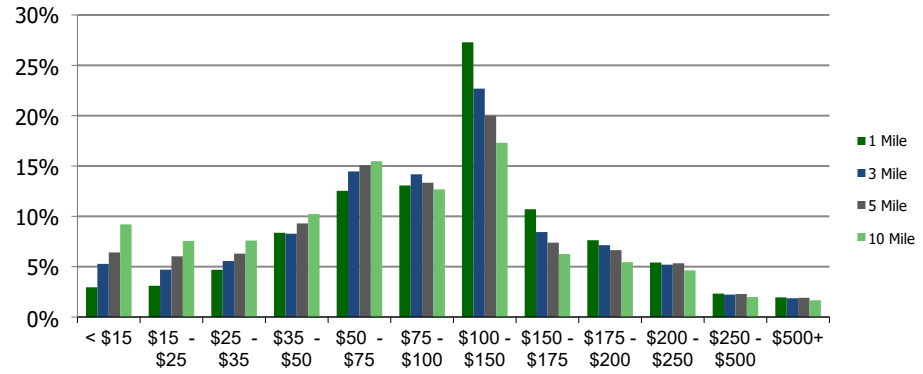
Ethnicity (3-Mile)

This report was produced using data from private and government sources deemed to be reliable and is herein provided without representation or warranty.

Population by Age Range



Household Income by Income Range (\$000)



116950-Key Food - Central Avenue
Valley Stream, NY

1.00 Mile Radius

3.00 Mile Radius

5.00 Mile Radius

10.00 Mile Radius

	1.00 Mile Radius	3.00 Mile Radius	5.00 Mile Radius	10.00 Mile Radius
Population				
Current Estimated Population	34,796	341,836	820,366	2,861,892
2010 Census Population	33,854	340,306	823,662	2,877,186
2000 Census Population	33,309	346,356	824,223	2,844,895
Historical Annual Growth 2000 to 2010	0.16%	-0.18%	-0.01%	0.11%
Estimated Annual Growth 2010 to 2019	0.28%	0.05%	-0.04%	-0.05%
Projected Annual Growth 2019 to 2024	0.13%	0.11%	0.18%	0.24%
Households				
Current Estimated Households	10,383	108,799	266,769	962,647
2010 Census Households	10,114	108,710	268,895	969,909
2000 Census Households	10,285	110,930	271,841	966,104
Historical Annual Growth 2000 to 2010	-0.2%	-0.2%	-0.1%	0.0%
Estimated Annual Growth 2010 to 2019	0.3%	0.0%	-0.1%	-0.1%
Projected Annual Growth 2019 to 2024	0.1%	0.1%	0.2%	0.3%
Population per Household	3.3	3.1	3.0	2.9
Ethnicity				
White	23.7%	31.7%	36.3%	43.2%
Black or African American	52.3%	52.6%	39.0%	23.2%
Asian & Pacific Islander	11.7%	6.6%	12.9%	17.8%
Other Races	12.3%	9.2%	11.8%	15.8%
Hispanic or Latino Population	16.7%	12.8%	14.7%	24.0%
Non Hispanic or Latino Population	83.3%	87.2%	85.3%	76.0%

This report was produced using data from private and government sources deemed to be reliable and is herein provided without representation or warranty.