

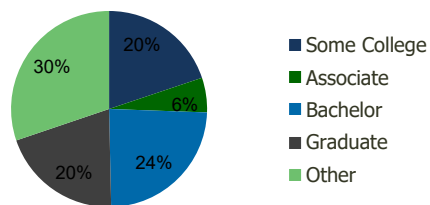
116610-Centre Court- Retail/Bank Pikesville, MD	1.00 Mile Radius	3.00 Mile Radius	5.00 Mile Radius	10.00 Mile Radius
--	---------------------	---------------------	---------------------	----------------------

Demographics (2020)

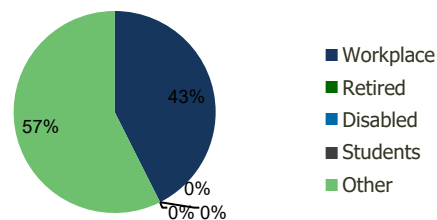
Current Population	9,455	105,392	263,290	1,031,759
Total Daytime Pop	19,166	101,972	265,400	1,378,198
Workplace Pop	12,601	43,414	115,261	632,219
Average Household Income	\$105,600	\$95,417	\$95,205	\$93,095
Median Household Income	\$77,810	\$69,796	\$68,226	\$65,929
Total Housing Units	4,805	43,443	106,264	412,186
Median Home Value	\$308,359	\$279,063	\$273,839	\$281,568
Bachelors Degree	29.5%	24.1%	21.9%	21.6%
Graduate Degree	25.7%	20.1%	18.6%	18.7%

Projections (2025)

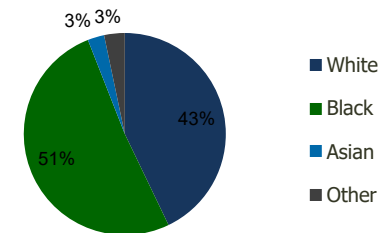
Projected Population	9,670	106,736	266,819	1,047,485
Projected 5 Year Pop Growth	0.5%	0.3%	0.3%	0.3%
Projected Households	4,924	44,037	107,794	419,404
Projected 5 Year Household Growth	0.5%	0.3%	0.3%	0.3%



Education (3-Mile)



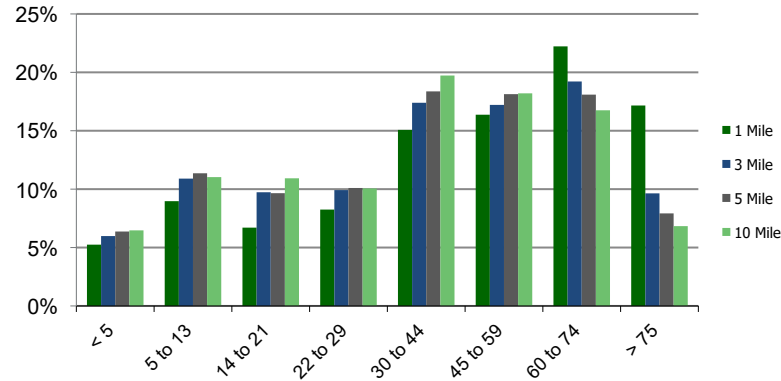
Daytime Population (3-Mile)



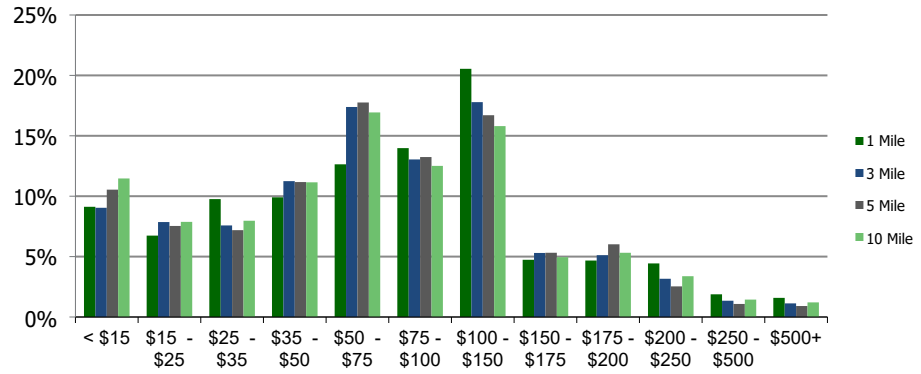
Ethnicity (3-Mile)

This report was produced using data from private and government sources deemed to be reliable and is herein provided without representation or warranty.

Population by Age Range



Household Income by Income Range (\$000)



116610-Centre Court- Retail/Bank Pikesville, MD	1.00 Mile Radius	3.00 Mile Radius	5.00 Mile Radius	10.00 Mile Radius
---	-------------------------	-------------------------	-------------------------	--------------------------

Population	Current Estimated Population	9,455	105,392	263,290	1,031,759
	2010 Census Population	9,108	104,603	262,970	1,038,694
	2000 Census Population	8,807	99,675	251,531	1,023,648
	Historical Annual Growth 2000 to 2010	0.34%	0.48%	0.45%	0.15%
	Estimated Annual Growth 2010 to 2020	0.35%	0.07%	0.01%	-0.06%
	Projected Annual Growth 2020 to 2025	0.45%	0.25%	0.27%	0.30%
Households	Current Estimated Households	4,805	43,443	106,264	412,186
	2010 Census Households	4,609	43,051	106,033	412,935
	2000 Census Households	4,239	41,117	101,024	408,385
	Historical Annual Growth 2000 to 2010	0.8%	0.5%	0.5%	0.1%
	Estimated Annual Growth 2010 to 2020	0.4%	0.1%	0.0%	0.0%
	Projected Annual Growth 2020 to 2025	0.5%	0.3%	0.3%	0.3%
	Population per Household	1.9	2.4	2.4	2.4
Ethnicity	White	69.9%	42.9%	31.6%	41.6%
	Black or African American	25.3%	51.2%	61.4%	49.0%
	Asian & Pacific Islander	2.5%	2.7%	3.4%	5.4%
	Other Races	2.3%	3.3%	3.6%	4.0%
	Hispanic or Latino Population	5.2%	3.5%	3.5%	4.1%
	Non Hispanic or Latino Population	94.8%	96.5%	96.5%	95.9%

This report was produced using data from private and government sources deemed to be reliable and is herein provided without representation or warranty.