

JANTZEN BEACH CENTER

N. HAYDEN ISLAND DR. & N. CENTER AVE., PORTLAND, OR

MANAGED BY AN AFFILIATE OF

KIMCO
REALTY



GLA: 746,171 SF

ACRES: 67







PARKING SPACES: 3,472

PARKING RATIO: 4.7 per 1,000 SF

MSA: Portland-Vancouver-Hillsboro (OR-WA)

WEB LINK: kimcorealty.com/1767

DEMOGRAPHICS

2017 ESTIMATES	 POPULATION	 DAYTIME POPULATION	 HOUSEHOLDS	 AVG. HH INCOME	 MED. HH INCOME	 PER CAPITA INCOME
1 MILE	3,140	7,566	1,803	\$78,692	\$56,301	\$45,303
3 MILE	72,486	106,126	30,259	\$65,456	\$50,982	\$28,049
5 MILE	205,167	252,669	84,425	\$74,213	\$57,142	\$31,054
10 MILE	919,767	1,134,620	387,254	\$87,231	\$64,207	\$37,212

LEASING REPRESENTATIVE

KIM MAGUIRE

(503) 336-9203 | kmaguire@kimcorealty.com