










**DEMOGRAPHICS**

| 2021 ESTIMATES | 1-MILE | 3-MILE | 5-MILE |
|---|-----------|-----------|-----------|
|  POPULATION | 31,198 | 224,109 | 565,967 |
|  DAYTIME POP | 21,154 | 237,698 | 476,236 |
|  HOUSEHOLDS | 10,767 | 70,979 | 196,817 |
|  AVERAGE HH INCOME | \$121,039 | \$135,445 | \$159,172 |
|  MEDIAN HH INCOME | \$93,026 | \$102,736 | \$118,306 |
|  PER CAPITA INCOME | \$41,929 | \$43,154 | \$55,759 |

Trade Area Systems, Updates of 2010 Census Data by Synergos

Average Household Income

By Block Group

| | |
|---|-----------------|
|  | \$150K and up |
|  | \$100K - \$150K |
|  | \$75K - \$100K |
|  | \$50K - \$75K |
|  | 0 - \$50K |

Popstats, 4Q 2021, Trade Area Systems