










**DEMOGRAPHICS**

| 2021 ESTIMATES | 1-MILE | 3-MILE | 5-MILE |
|---|----------|----------|----------|
|  POPULATION | 9,472 | 85,256 | 222,278 |
|  DAYTIME POP | 16,379 | 108,005 | 254,283 |
|  HOUSEHOLDS | 4,126 | 33,662 | 86,747 |
|  AVERAGE HH INCOME | \$87,371 | \$96,035 | \$96,519 |
|  MEDIAN HH INCOME | \$68,686 | \$78,005 | \$77,665 |
|  PER CAPITA INCOME | \$38,063 | \$38,309 | \$37,961 |

Trade Area Systems, Updates of 2010 Census Data by Synergos

Average Household Income

By Block Group

-  \$150K and up
-  \$100K - \$150K
-  \$75K - \$100K
-  \$50K - \$75K
-  0 - \$50K

Popstats, 4Q 2021, Trade Area Systems