












## DEMOGRAPHICS

2021 ESTIMATES	1-MILE	3-MILE	5-MILE
 POPULATION	28,731	231,295	820,608
 DAYTIME POP	67,268	415,663	1,299,934
 HOUSEHOLDS	16,557	116,480	391,666
 AVERAGE HH INCOME	\$139,714	\$142,510	\$145,039
 MEDIAN HH INCOME	\$115,769	\$114,994	\$109,612
 PER CAPITA INCOME	\$80,803	\$73,145	\$70,411

Trade Area Systems, Updates of 2010 Census Data by Synergos

### Average Household Income

By Block Group

-  \$150K and up
-  \$100K - \$150K
-  \$75K - \$100K
-  \$50K - \$75K
-  0 - \$50K

Popstats, 4Q 2021, Trade Area Systems