





**GLA:** 683,254 SF**ACRES:** 26**PARKING SPACES:** 2,145**MSA:** San Francisco-Oakland-Hayward (CA)**WEB LINK:** kimcorealty.com/0186**DEMOGRAPHICS**

	 POPULATION	 DAYTIME POPULATION	 HOUSEHOLDS	 AVG. HH INCOME	 MED. HH INCOME	 PER CAPITA INCOME
2018 ESTIMATES						
1 MILE	32,081	21,924	11,100	\$101,509	\$80,090	\$35,275
3 MILE	230,195	248,012	73,096	\$113,877	\$88,795	\$36,410
5 MILE	581,269	499,905	202,430	\$132,288	\$99,333	\$46,468
10 MILE	1,187,020	1,566,160	488,076	\$138,789	\$100,905	\$57,979

LEASING REPRESENTATIVE**RANFIE ANCELOVICI**(650) 301-3022 | rancelovici@kimcorealty.com