



GLA: 844,955 SF

ACRES: 74







PARKING SPACES: 4,359

PARKING RATIO: 5.2 per 1,000 SF

MSA: Phoenix-Mesa-Scottsdale (AZ)

WEB LINK: kimcorealty.com/1755

DEMOGRAPHICS

2017 ESTIMATES	 POPULATION	 DAYTIME POPULATION	 HOUSEHOLDS	 AVG. HH INCOME	 MED. HH INCOME	 PER CAPITA INCOME
1 MILE	21,817	20,900	8,763	\$57,546	\$40,593	\$23,233
3 MILE	190,817	276,621	74,138	\$60,389	\$40,993	\$23,712
5 MILE	451,831	713,324	170,689	\$59,477	\$40,472	\$22,713
10 MILE	1,425,280	1,936,010	505,737	\$64,377	\$44,254	\$23,099

LEASING REPRESENTATIVE

ERIN LORENZANA

(480) 874-7521 | elorenzana@kimcorealty.com