

1688

WILTON RIVER PARK S.C.

OLD RIDGEFIELD RD. & GODFREY PL., WILTON, CT







MANAGED BY AN AFFILIATE OF

KIMCO
REALTY



GLA: 96,071 SF **ACRES:** 8 **PARKING SPACES:** 894 **PARKING RATIO:** 9.3 per 1,000 SF **MSA:** Bridgeport-Stamford-Norwalk (CT) **WEB LINK:** kimcorealty.com/1688

DEMOGRAPHICS

	 POPULATION	 DAYTIME POPULATION	 HOUSEHOLDS	 AVG. HH INCOME	 MED. HH INCOME	 PER CAPITA INCOME
2017 ESTIMATES						
1 MILE	2,772	9,129	1,122	\$203,320	\$135,505	\$83,818
3 MILE	22,117	33,881	7,907	\$249,026	\$164,204	\$89,647
5 MILE	82,884	87,889	30,481	\$210,604	\$133,198	\$77,868
10 MILE	322,386	362,697	116,855	\$195,498	\$122,697	\$71,527

LEASING REPRESENTATIVE

AMY DANIELS
(516) 869-7195 | adaniels@kimcorealty.com