

111290

GRAND PLAZA

GRAND AVE. & QUEENS MIDTOWN EXPWY., MASPETH, NY







MANAGED BY AN AFFILIATE OF

KIMCO
 REALTY



GLA: 22,500 SF **ACRES:** 1 **PARKING SPACES:** 70 **MSA:** New York-Newark-Jersey City (NY-NJ-PA) **WEB LINK:** kimcorealty.com/111290

DEMOGRAPHICS

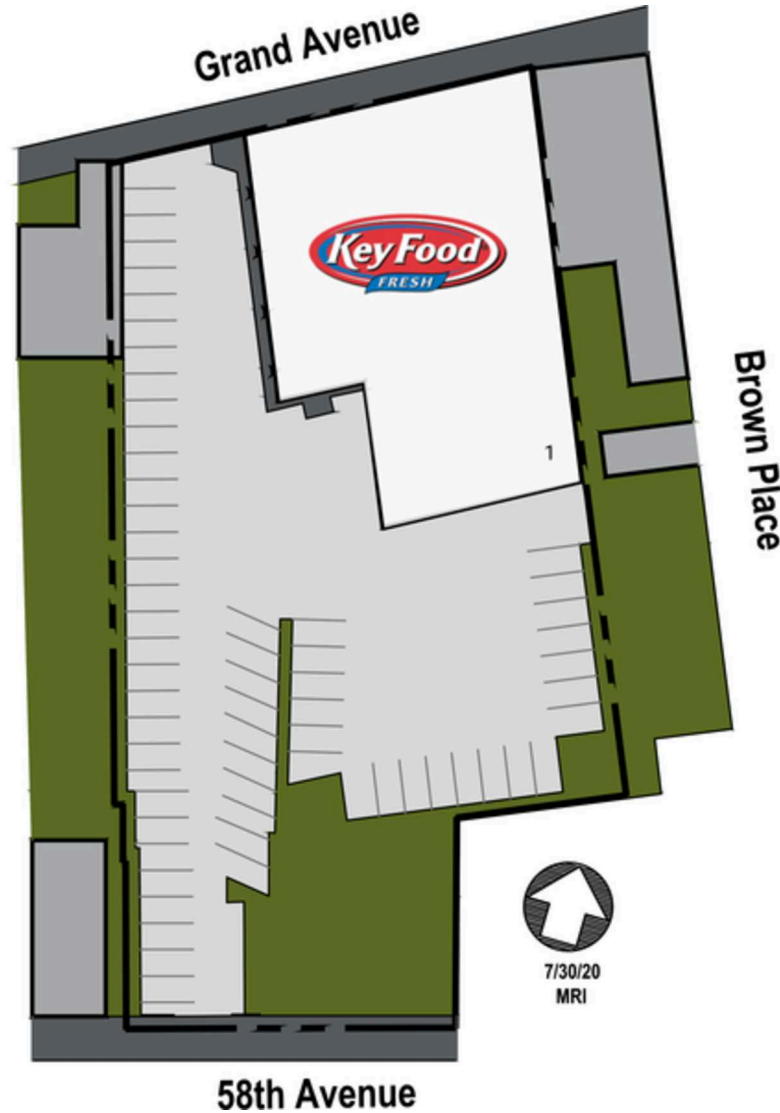
	 POPULATION	 DAYTIME POPULATION	 HOUSEHOLDS	 AVG. HH INCOME	 MED. HH INCOME	 PER CAPITA INCOME
2020 ESTIMATES						
1 MILE	59,716	60,542	21,874	\$100,621	\$78,429	\$36,965
3 MILE	1,035,370	887,983	369,803	\$89,951	\$68,394	\$32,259
5 MILE	2,933,100	3,583,010	1,146,090	\$112,440	\$73,388	\$44,530
10 MILE	7,846,770	9,618,250	3,016,210	\$112,508	\$70,996	\$43,923

LEASING REPRESENTATIVE

ROBERT WACHTLER
 (516) 869-2654 | rwachtler@kimcorealty.com

TENANT
| Key Food

SQFT
22,500



LEASING REPRESENTATIVE

ROBERT WACHTLER

(516) 869-2654 | rwachtler@kimcorealty.com

Disclaimer: This site plan shows the approximate location, square footage, and configuration of the shopping center and adjacent areas, and is only illustrative of the size and relationship of the stores and common areas generally, all of which are subject to change. The showing of any names of tenants, parking spaces, square footage, curb-cuts or traffic controls shall not be deemed to be a representation or warranty that any tenants will be at the shopping center, the square footage is accurate, or that any parking spaces, curb-cuts or traffic controls do or will continue to exist. Moreover, any demographics set forth in this flyer are for illustrative purposes only and shall not be deemed a representation by Landlord or their accuracy. Availability of this property for rent is subject to prior rental or withdrawal of the property from the market at any time without notice.