

111300







KINGS HIGHWAY S.C.

KINGS HWY. & E. 14TH ST., BROOKLYN, NY

MANAGED BY AN AFFILIATE OF

**GLA:** 29,671 SF**MSA:** New York-Newark-Jersey City (NY-NJ-PA)**WEB LINK:** kimcorealty.com/111300

DEMOGRAPHICS

	 POPULATION	 DAYTIME POPULATION	 HOUSEHOLDS	 AVG. HH INCOME	 MED. HH INCOME	 PER CAPITA INCOME
2020 ESTIMATES						
1 MILE	125,739	117,173	45,770	\$94,339	\$64,859	\$34,396
3 MILE	911,078	833,662	322,088	\$87,507	\$62,496	\$31,083
5 MILE	1,689,990	1,498,749	613,431	\$91,496	\$63,402	\$33,438
10 MILE	4,339,780	5,246,265	1,674,160	\$112,791	\$74,648	\$44,210

LEASING REPRESENTATIVE

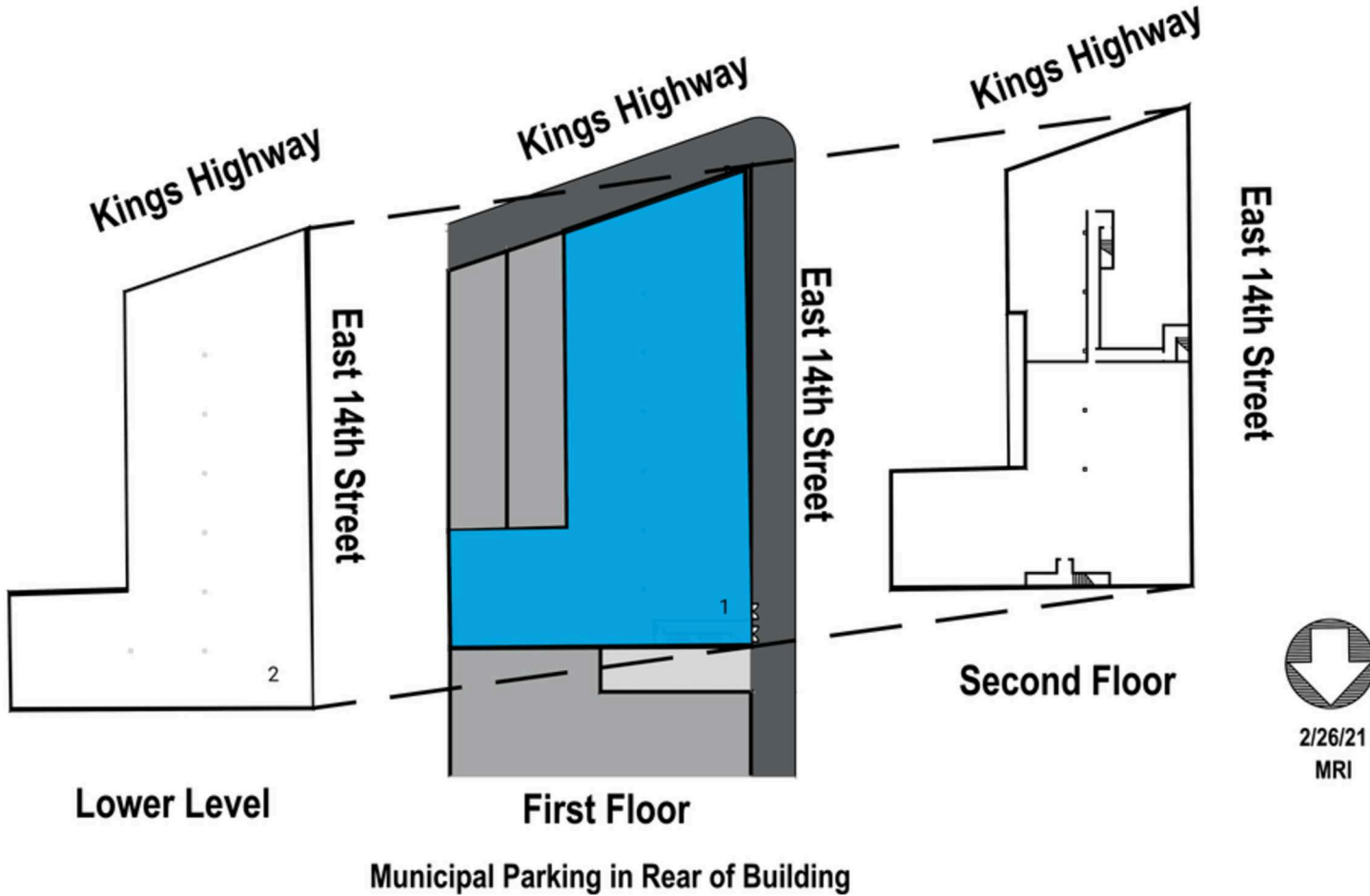
ROBERT WACHTLER(516) 869-2654 | rwachtler@kimcorealty.com


TENANT

- 1 Available
- 2 Center for Allied Health Educat...

SQFT

10,300
19,371



 Availability

LEASING REPRESENTATIVE

ROBERT WACHTLER

(516) 869-2654 | rwachtler@kimcorealty.com