

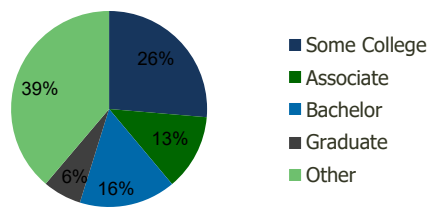
118400-Argyle Village Jacksonville, FL	1.00 Mile Radius	3.00 Mile Radius	5.00 Mile Radius	10.00 Mile Radius
---	---------------------	---------------------	---------------------	----------------------

Demographics (2021)

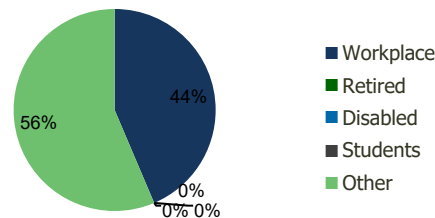
Current Population	10,773	68,040	162,562	507,841
Total Daytime Pop	11,279	60,200	140,860	505,401
Workplace Pop	6,343	26,245	58,826	229,524
Average Household Income	\$60,801	\$67,786	\$71,598	\$82,507
Median Household Income	\$45,029	\$54,539	\$57,634	\$61,826
Total Housing Units	4,510	26,515	60,667	196,376
Median Home Value	\$224,653	\$267,515	\$287,684	\$336,552
Bachelors Degree	14.8%	15.9%	16.5%	19.3%
Graduate Degree	6.1%	6.4%	6.2%	9.5%

Projections (2026)

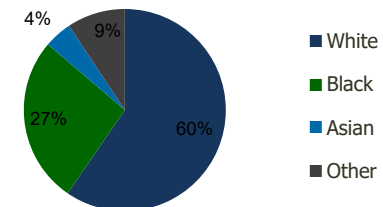
Projected Population	11,077	70,020	169,320	527,704
Projected 5 Year Pop Growth	0.6%	0.6%	0.8%	0.8%
Projected Households	4,642	27,297	63,081	203,371
Projected 5 Year Household Growth	0.6%	0.6%	0.8%	0.7%



Education (3-Mile)



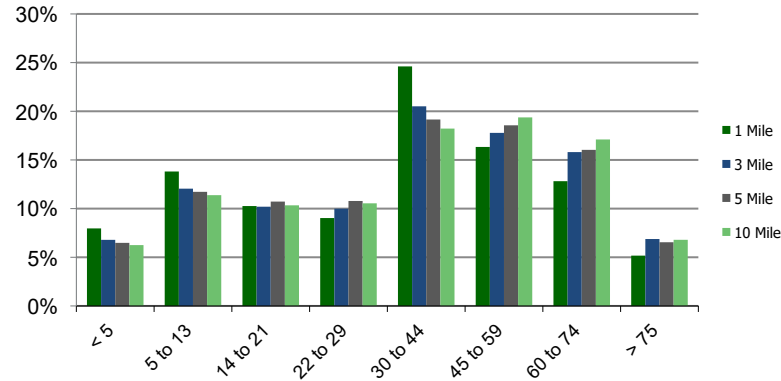
Daytime Population (3-Mile)



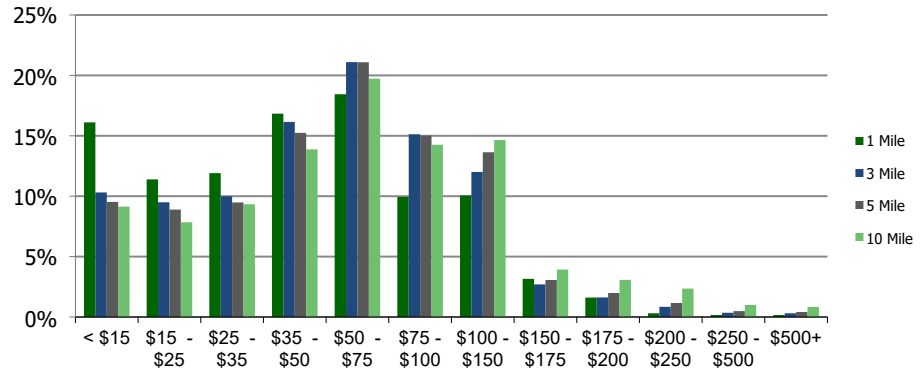
Ethnicity (3-Mile)

This report was produced using data from private and government sources deemed to be reliable and is herein provided without representation or warranty.

Population by Age Range



Household Income by Income Range (\$000)



118400-Argyle Village
Jacksonville, FL

1.00 Mile
Radius

3.00 Mile
Radius

5.00 Mile
Radius

10.00 Mile
Radius

	1.00 Mile Radius	3.00 Mile Radius	5.00 Mile Radius	10.00 Mile Radius
Population	Current Estimated Population	10,773	68,040	162,562
	2010 Census Population	10,114	61,914	144,390
	2000 Census Population	8,368	54,937	125,816
	Historical Annual Growth 2000 to 2010	1.91%	1.20%	1.39%
	Estimated Annual Growth 2010 to 2020	0.54%	0.81%	1.01%
	Projected Annual Growth 2020 to 2025	0.56%	0.58%	0.82%
Households	Current Estimated Households	4,510	26,515	60,667
	2010 Census Households	4,202	24,046	53,821
	2000 Census Households	3,394	20,574	46,029
	Historical Annual Growth 2000 to 2010	2.2%	1.6%	1.6%
	Estimated Annual Growth 2010 to 2020	0.6%	0.8%	1.0%
	Projected Annual Growth 2020 to 2025	0.6%	0.6%	0.8%
	Population per Household	2.4	2.5	2.6
Ethnicity	White	53.1%	59.6%	60.3%
	Black or African American	32.7%	26.7%	26.7%
	Asian & Pacific Islander	3.8%	4.4%	4.6%
	Other Races	10.3%	9.3%	8.4%
	Hispanic or Latino Population	12.1%	12.3%	11.5%
	Non Hispanic or Latino Population	87.9%	87.7%	88.5%

This report was produced using data from private and government sources deemed to be reliable and is herein provided without representation or warranty.