

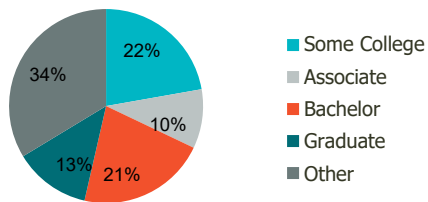
118010-Countryside Centre Clearwater, FL	1.00 Mile Radius	3.00 Mile Radius	5.00 Mile Radius	10.00 Mile Radius
---	---------------------	---------------------	---------------------	----------------------

Demographics (2022)

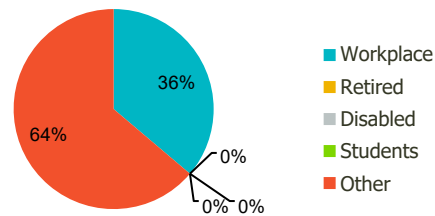
Current Population	12,226	104,288	229,716	554,949
Total Daytime Pop	15,252	104,625	227,168	575,253
Workplace Pop	7,742	37,860	83,150	233,848
Average Household Income	\$73,512	\$85,071	\$82,783	\$89,629
Median Household Income	\$51,338	\$60,925	\$59,776	\$62,708
Total Housing Units	6,463	49,071	104,100	245,452
Median Home Value	\$382,824	\$533,337	\$565,304	\$580,567
Bachelors Degree	20.1%	21.5%	21.2%	22.3%
Graduate Degree	14.0%	12.8%	12.1%	12.4%

Projections (2027)

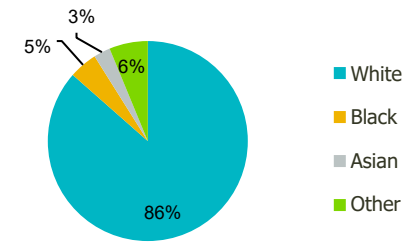
Projected Population	11,932	102,637	227,452	556,196
Projected 5 Year Pop Growth	-0.5%	-0.3%	-0.2%	0.0%
Projected Households	6,305	48,283	103,020	245,603
Projected 5 Year Household Growth	-0.5%	-0.3%	-0.2%	0.0%



Education (3-Mile)



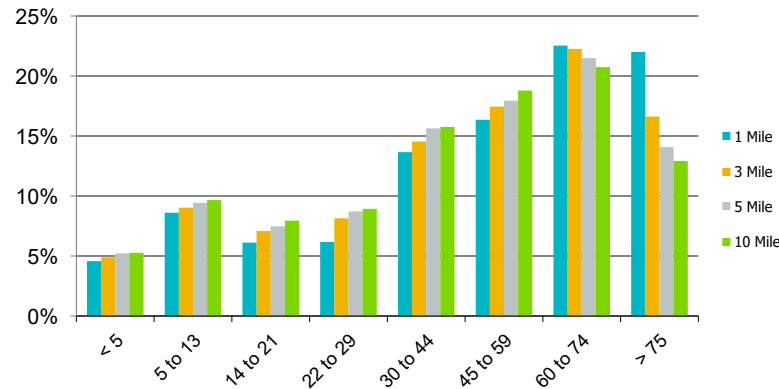
Daytime Population (3-Mile)



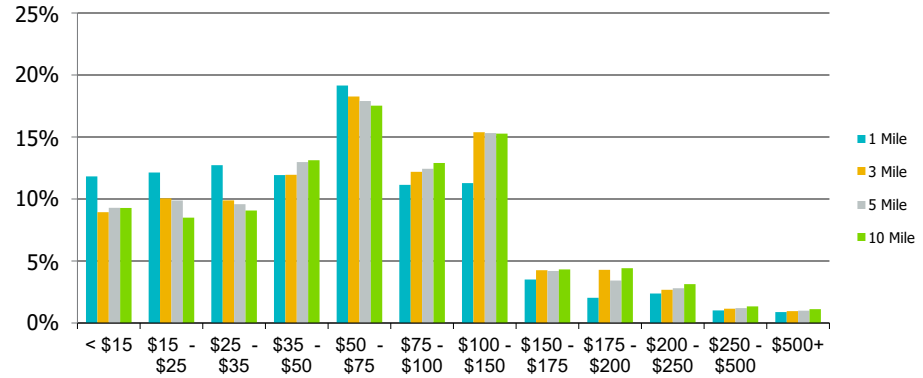
Ethnicity (3-Mile)

This report was produced using data from private and government sources deemed to be reliable and is herein provided without representation or warranty.

Population by Age Range



Household Income by Income Range (\$000)



	1.00 Mile Radius	3.00 Mile Radius	5.00 Mile Radius	10.00 Mile Radius
--	------------------	------------------	------------------	-------------------

118010-Countryside Centre Clearwater, FL					
	1.00 Mile Radius	3.00 Mile Radius	5.00 Mile Radius	10.00 Mile Radius	
Population	Current Estimated Population	12,226	104,288	229,716	554,949
	2010 Census Population	12,268	101,938	222,281	522,973
	2000 Census Population	12,940	103,058	226,603	497,166
	Historical Annual Growth 2000 to 2010	-0.53%	-0.11%	-0.19%	0.51%
	Estimated Annual Growth 2010 to 2022	-0.03%	0.18%	0.26%	0.47%
	Projected Annual Growth 2022 to 2027	-0.49%	-0.32%	-0.20%	0.04%
Households	Current Estimated Households	6,463	49,071	104,100	245,452
	2010 Census Households	6,530	48,012	100,847	232,247
	2000 Census Households	6,786	47,562	100,834	219,579
	Historical Annual Growth 2000 to 2010	-0.4%	0.1%	0.0%	0.6%
	Estimated Annual Growth 2010 to 2022	-0.1%	0.2%	0.2%	0.4%
	Projected Annual Growth 2022 to 2027	-0.5%	-0.3%	-0.2%	0.0%
	Population per Household	1.9	2.1	2.2	2.2
Ethnicity	White	87.8%	86.5%	84.3%	82.2%
	Black or African American	3.3%	4.6%	6.8%	6.8%
	Asian & Pacific Islander	3.1%	2.7%	2.6%	3.5%
	Other Races	5.8%	6.2%	6.4%	7.5%
	Hispanic or Latino Population	7.8%	10.0%	11.0%	13.8%
	Non Hispanic or Latino Population	92.2%	90.0%	89.0%	86.2%

This report was produced using data from private and government sources deemed to be reliable and is herein provided without representation or warranty.