

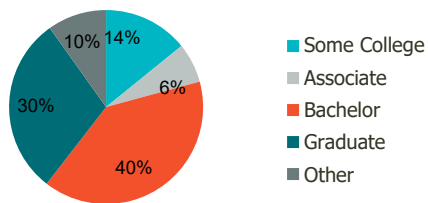
118540-Desert Village Scottsdale, AZ	1.00 Mile Radius	3.00 Mile Radius	5.00 Mile Radius	10.00 Mile Radius
---	---------------------	---------------------	---------------------	----------------------

### Demographics (2022)

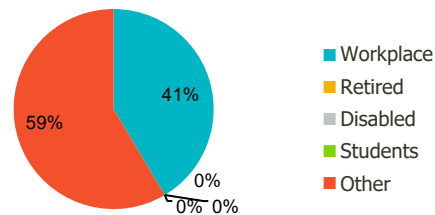
Current Population	3,820	31,016	70,839	409,864
Total Daytime Pop	6,108	33,791	97,560	493,886
Workplace Pop	3,445	14,010	55,194	233,219
Average Household Income	\$218,655	\$197,967	\$176,364	\$141,443
Median Household Income	\$151,434	\$140,619	\$122,463	\$101,008
Total Housing Units	1,603	12,787	31,801	173,155
Median Home Value	\$1,688,186	\$1,584,467	\$1,577,806	\$1,329,523
Bachelors Degree	40.7%	39.7%	38.4%	31.7%
Graduate Degree	21.7%	29.6%	27.2%	22.8%

### Projections (2027)

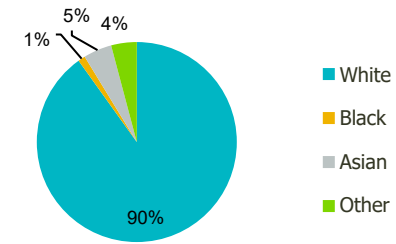
Projected Population	4,123	33,919	80,399	435,676
Projected 5 Year Pop Growth	1.5%	1.8%	2.6%	1.2%
Projected Households	1,731	13,998	36,599	184,710
Projected 5 Year Household Growth	1.5%	1.8%	2.9%	1.3%



Education (3-Mile)



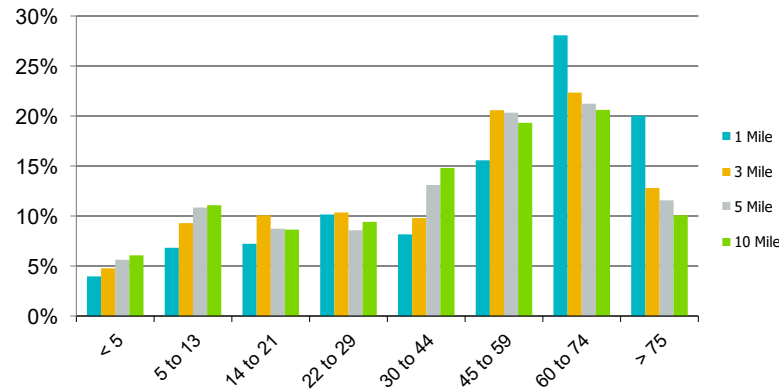
Daytime Population (3-Mile)



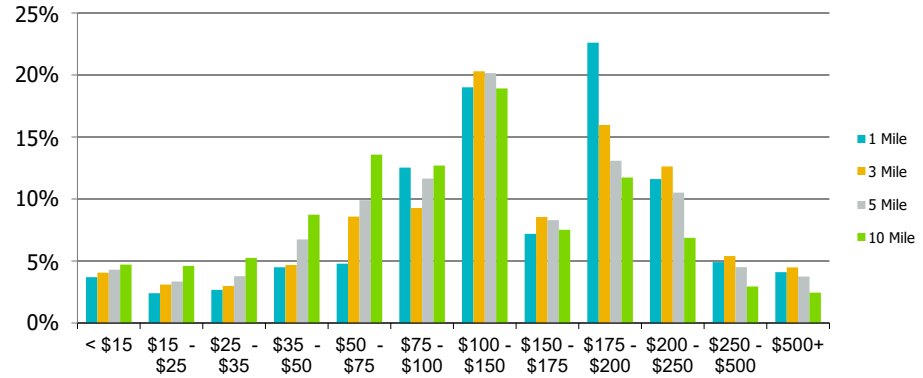
Ethnicity (3-Mile)

This report was produced using data from private and government sources deemed to be reliable and is herein provided without representation or warranty.

### Population by Age Range



### Household Income by Income Range (\$000)



	1.00 Mile Radius	3.00 Mile Radius	5.00 Mile Radius	10.00 Mile Radius
--	------------------	------------------	------------------	-------------------

	1.00 Mile Radius	3.00 Mile Radius	5.00 Mile Radius	10.00 Mile Radius
<b>Population</b>				
Current Estimated Population	3,820	31,016	70,839	409,864
2010 Census Population	3,161	24,077	52,258	344,670
2000 Census Population	2,954	15,911	35,391	311,421
Historical Annual Growth 2000 to 2010	0.68%	4.23%	3.97%	1.02%
Estimated Annual Growth 2010 to 2022	1.50%	2.01%	2.41%	1.37%
Projected Annual Growth 2022 to 2027	1.53%	1.81%	2.56%	1.23%
<b>Households</b>				
Current Estimated Households	1,603	12,787	31,801	173,155
2010 Census Households	1,322	9,913	22,864	145,041
2000 Census Households	1,222	6,382	14,771	123,928
Historical Annual Growth 2000 to 2010	0.8%	4.5%	4.5%	1.6%
Estimated Annual Growth 2010 to 2022	1.5%	2.0%	2.6%	1.4%
Projected Annual Growth 2022 to 2027	1.5%	1.8%	2.9%	1.3%
Population per Household	2.4	2.4	2.2	2.4
<b>Ethnicity</b>				
White	90.8%	90.1%	88.3%	85.3%
Black or African American	1.8%	1.2%	2.3%	2.0%
Asian & Pacific Islander	2.2%	4.6%	5.5%	5.0%
Other Races	5.2%	4.1%	4.0%	7.7%
Hispanic or Latino Population	3.0%	6.0%	5.9%	11.2%
Non Hispanic or Latino Population	97.0%	94.0%	94.1%	88.8%

This report was produced using data from private and government sources deemed to be reliable and is herein provided without representation or warranty.