

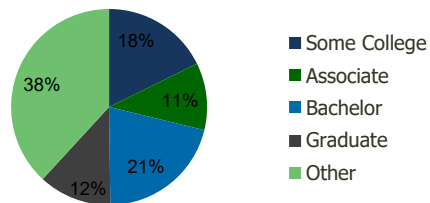
117950-TJ Maxx Plaza Miami, FL	1.00 Mile Radius	3.00 Mile Radius	5.00 Mile Radius	10.00 Mile Radius
-----------------------------------	---------------------	---------------------	---------------------	----------------------

### Demographics (2021)

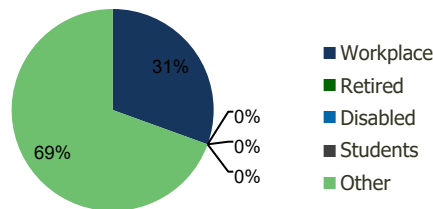
Current Population	14,062	172,936	490,097	1,108,877
Total Daytime Pop	13,363	135,242	479,957	1,225,738
Workplace Pop	4,594	41,276	150,734	543,215
Average Household Income	\$87,412	\$88,680	\$92,326	\$98,063
Median Household Income	\$67,578	\$66,851	\$68,745	\$68,752
Total Housing Units	5,097	59,520	161,417	370,913
Median Home Value	\$522,723	\$574,059	\$594,559	\$603,360
Bachelors Degree	25.4%	21.0%	22.7%	22.4%
Graduate Degree	13.5%	12.0%	11.9%	13.3%

### Projections (2026)

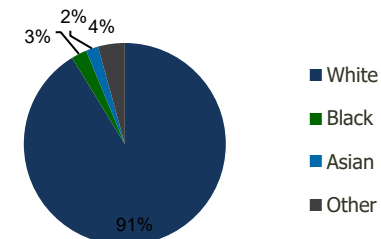
Projected Population	13,860	171,222	493,611	1,135,598
Projected 5 Year Pop Growth	-0.3%	-0.2%	0.1%	0.5%
Projected Households	5,025	58,939	162,535	379,734
Projected 5 Year Household Growth	-0.3%	-0.2%	0.1%	0.5%



Education (3-Mile)



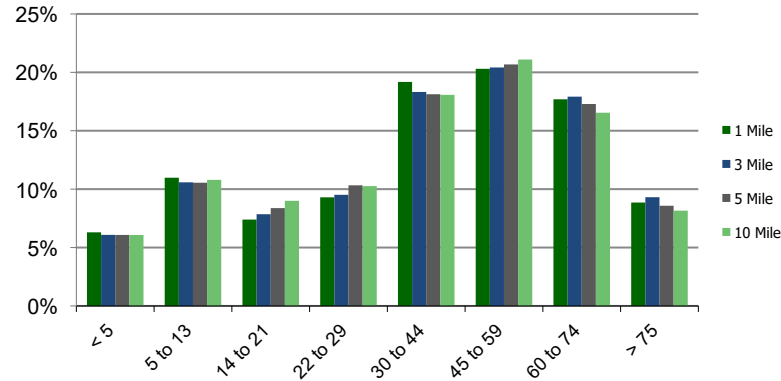
Daytime Population (3-Mile)



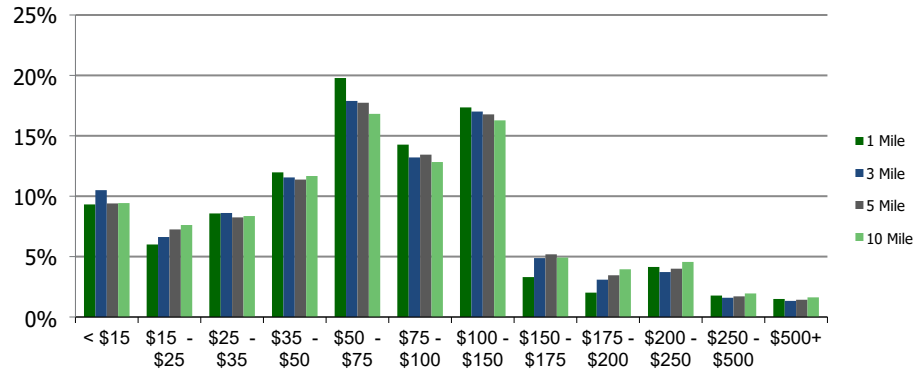
Ethnicity (3-Mile)

This report was produced using data from private and government sources deemed to be reliable and is herein provided without representation or warranty.

**Population by Age Range**



**Household Income by Income Range (\$000)**



**117950-TJ Maxx Plaza**  
Miami, FL

1.00 Mile  
Radius

3.00 Mile  
Radius

5.00 Mile  
Radius

10.00 Mile  
Radius

	1.00 Mile Radius	3.00 Mile Radius	5.00 Mile Radius	10.00 Mile Radius
<b>Population</b>	Current Estimated Population	14,062	172,936	490,097
	2010 Census Population	14,454	173,454	472,981
	2000 Census Population	13,034	176,033	446,588
	Historical Annual Growth 2000 to 2010	1.04%	-0.15%	0.58%
	Estimated Annual Growth 2010 to 2020	-0.23%	-0.03%	0.30%
	Projected Annual Growth 2020 to 2025	-0.29%	-0.20%	0.14%
<b>Households</b>	Current Estimated Households	5,097	59,520	161,417
	2010 Census Households	5,240	59,782	156,052
	2000 Census Households	4,731	59,799	146,717
	Historical Annual Growth 2000 to 2010	1.0%	0.0%	0.6%
	Estimated Annual Growth 2010 to 2020	-0.2%	0.0%	0.3%
	Projected Annual Growth 2020 to 2025	-0.3%	-0.2%	0.1%
	Population per Household	2.7	2.9	3.0
<b>Ethnicity</b>	White	89.8%	91.3%	89.0%
	Black or African American	2.5%	2.5%	4.2%
	Asian & Pacific Islander	2.1%	2.0%	2.2%
	Other Races	5.6%	4.3%	4.5%
	Hispanic or Latino Population	76.9%	80.2%	80.0%
	Non Hispanic or Latino Population	23.1%	19.8%	20.0%

This report was produced using data from private and government sources deemed to be reliable and is herein provided without representation or warranty.