

0212B

# KINGS CONTRIVANCE

GUILFORD RD. & EDEN BROOK DR., COLUMBIA, MD







MANAGED BY AN AFFILIATE OF

**KIMCO**  
REALTY



**GLA:** 119,117 SF    **ACRES:** 12    **PARKING SPACES:** 522    **MSA:** Baltimore-Columbia-Towson (MD)    **WEB LINK:** [kimcorealty.com/0212B](http://kimcorealty.com/0212B)

## DEMOGRAPHICS

	 POPULATION	 DAYTIME POPULATION	 HOUSEHOLDS	 AVG. HH INCOME	 MED. HH INCOME	 PER CAPITA INCOME
2017 ESTIMATES						
1 MILE	7,953	12,961	3,281	\$119,275	\$96,063	\$49,271
3 MILE	65,290	97,779	24,260	\$132,278	\$114,965	\$49,435
5 MILE	192,190	259,629	72,976	\$121,057	\$100,804	\$46,168
10 MILE	570,297	677,122	207,125	\$120,583	\$99,126	\$44,143

## LEASING REPRESENTATIVE

**SCOTTY SELLMAN**

(410) 427-4416 | [ssellman@kimcorealty.com](mailto:ssellman@kimcorealty.com)