

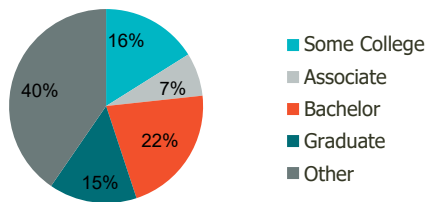
113390-The Boulevard Staten Island, NY	1.00 Mile Radius	3.00 Mile Radius	5.00 Mile Radius	10.00 Mile Radius
---	---------------------	---------------------	---------------------	----------------------

Demographics (2022)

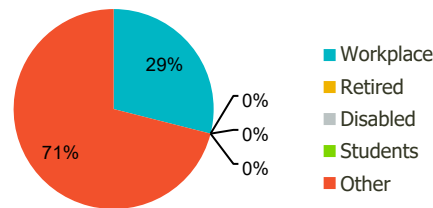
Current Population	33,995	158,925	392,104	2,114,907
Total Daytime Pop	33,044	128,807	338,414	1,897,358
Workplace Pop	10,969	37,298	100,671	641,458
Average Household Income	\$107,951	\$118,486	\$114,670	\$102,400
Median Household Income	\$86,562	\$92,908	\$91,156	\$74,665
Total Housing Units	13,047	58,089	139,627	752,650
Median Home Value	\$777,731	\$790,100	\$764,543	\$677,513
Bachelors Degree	19.5%	21.6%	21.5%	20.8%
Graduate Degree	12.5%	14.7%	13.6%	13.5%

Projections (2027)

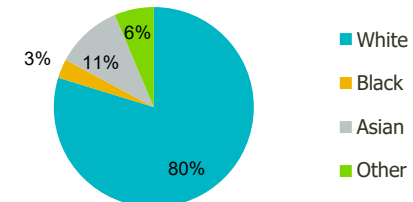
Projected Population	34,703	160,899	398,118	2,103,680
Projected 5 Year Pop Growth	0.4%	0.2%	0.3%	-0.1%
Projected Households	13,389	58,892	141,841	748,603
Projected 5 Year Household Growth	0.5%	0.3%	0.3%	-0.1%



Education (3-Mile)



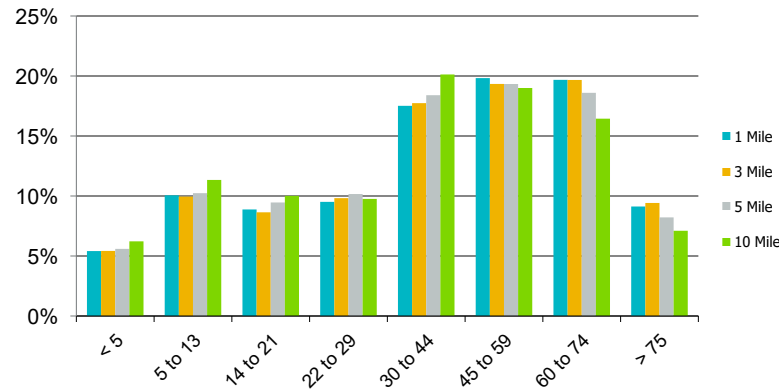
Daytime Population (3-Mile)



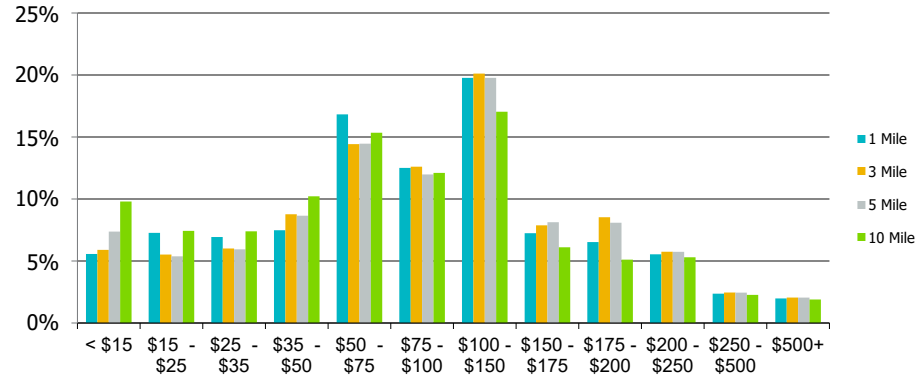
Ethnicity (3-Mile)

This report was produced using data from private and government sources deemed to be reliable and is herein provided without representation or warranty.

Population by Age Range



Household Income by Income Range (\$000)



	1.00 Mile Radius	3.00 Mile Radius	5.00 Mile Radius	10.00 Mile Radius
--	------------------	------------------	------------------	-------------------

113390-The Boulevard Staten Island, NY					
	1.00 Mile Radius	3.00 Mile Radius	5.00 Mile Radius	10.00 Mile Radius	
Population	Current Estimated Population	33,995	158,925	392,104	2,114,907
	2010 Census Population	33,001	154,726	378,548	2,098,903
	2000 Census Population	32,061	152,016	364,633	2,046,095
	Historical Annual Growth 2000 to 2010	0.29%	0.18%	0.38%	0.26%
	Estimated Annual Growth 2010 to 2022	0.23%	0.21%	0.28%	0.06%
	Projected Annual Growth 2022 to 2027	0.41%	0.25%	0.30%	-0.11%
Households	Current Estimated Households	13,047	58,089	139,627	752,650
	2010 Census Households	12,408	56,286	134,512	748,151
	2000 Census Households	12,140	54,816	129,533	734,188
	Historical Annual Growth 2000 to 2010	0.2%	0.3%	0.4%	0.2%
	Estimated Annual Growth 2010 to 2022	0.4%	0.2%	0.3%	0.0%
	Projected Annual Growth 2022 to 2027	0.5%	0.3%	0.3%	-0.1%
	Population per Household	2.6	2.7	2.8	2.8
Ethnicity	White	81.4%	79.7%	71.8%	58.2%
	Black or African American	2.8%	3.1%	8.8%	13.1%
	Asian & Pacific Islander	7.9%	10.8%	10.0%	14.4%
	Other Races	7.9%	6.4%	9.5%	14.3%
	Hispanic or Latino Population	15.1%	12.3%	17.6%	22.9%
	Non Hispanic or Latino Population	84.9%	87.7%	82.4%	77.1%

This report was produced using data from private and government sources deemed to be reliable and is herein provided without representation or warranty.