





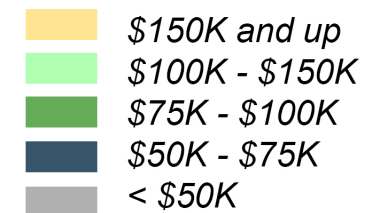


DEMOGRAPHICS

2018 ESTIMATES	1-MILE	3-MILE	5-MILE
 POPULATION	15,257	65,445	153,718
 DAYTIME POP	22,089	85,338	192,942
 HOUSEHOLDS	6,440	26,044	58,577
 AVERAGE HH INCOME	\$114,858	\$133,619	\$138,939
 MEDIAN HH INCOME	\$93,713	\$109,334	\$115,225
 PER CAPITA INCOME	\$48,564	\$53,448	\$53,105

Trade Area Systems, Updates of 2010 Census Data by Synergos

Average Household Income by Block Group



Popstats, 4Q 2016, Trade Area Systems