









DEMOGRAPHICS

2022 ESTIMATES	1-MILE	3-MILE	5-MILE
 POPULATION	29,759	213,876	543,887
 DAYTIME POP	21,250	238,766	485,615
 HOUSEHOLDS	10,241	67,560	189,012
 AVERAGE HH INCOME	\$136,198	\$144,901	\$169,229
 MEDIAN HH INCOME	\$103,566	\$112,932	\$126,489
 PER CAPITA INCOME	\$47,101	\$46,179	\$59,356

Trade Area Systems, Updates of 2010 Census Data by Synergos

Average Household Income

By Block Group

	\$150K and up
	\$100K - \$150K
	\$75K - \$100K
	\$50K - \$75K
	0 - \$50K

Popstats, 4Q 2022, Trade Area Systems